

- ▽ Roof Level
- ▽ Level 09
- ▽ Level 08
- ▽ Level 07
- ▽ Level 06
- ▽ Level 05
- ▽ Level 04
- ▽ Level 03
- ▽ Level 02
- ▽ Level 01
- ▽ Ground Floor



1 South Elevation
1 : 200

- ▽ Roof Level
- ▽ Level 09
- ▽ Level 08
- ▽ Level 07
- ▽ Level 06
- ▽ Level 05
- ▽ Level 04
- ▽ Level 03
- ▽ Level 02
- ▽ Level 01
- ▽ Ground Floor



2 North Elevation
1 : 200

- MATERIAL NOTES**
- 01 BRICK - LIGHT BUFF
 - 02 BRICK - MEDIUM BUFF
 - 03 BRICK - DARK BUFF
 - 04 WINDOW/ DOOR SET
 - 05 LOUVRES
 - 06 METAL COPING
 - 07 RAILINGS
 - 08 CONCRETE CAP
 - 09 ROOF TOP PLANT
 - 10 WEAVE PATTERN LOUVRES
 - 11 WEAVE PATTERN BALCONIES RAILINGS
 - 12 BRICKWORK CORNER DETAILING

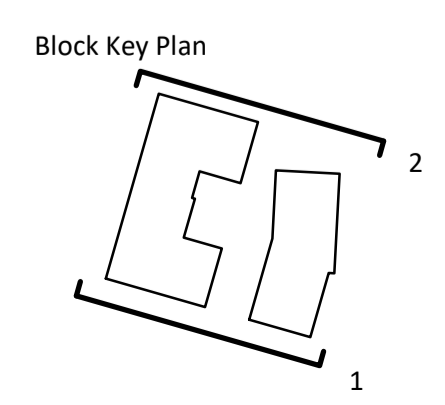
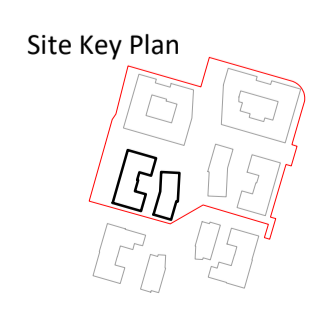
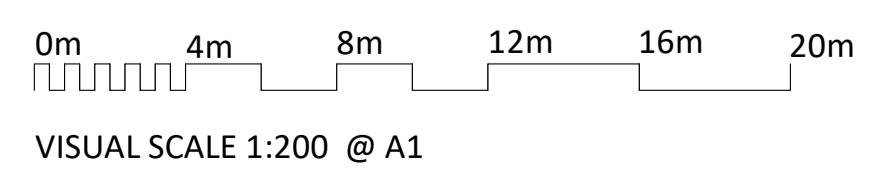
NOTES
CONSULTANTS
- Refer to highways consultant's drawings for details
- Refer to landscape consultant's drawings for details
- Landscaping layout is indicative only

AREAS
- Refer to area schedule

© Copyright Reserved. ColladoCollins Architects Ltd

Rev	Notes	Date	By	Auth
PP1	Planning Issue	21-02-17		JP

NOTE: Landscape design within Phase 3 is indicative only



ColladoCollins Architects

17-19 Foley Street
London W1W 6DW
T 020 7580 3490
F 020 7580 2917
info@colladocollins.com
www.colladocollins.com

Date: 05/22/20
Drawn By: SMC
Checked by: FVB
Scale @ A1: As indicated
Scale @ A3: 1 : 400
CAD File No:

MTVH
South Side
Block 12 - Proposed Elevations

PLANNING
P3-12-101

P1
Revision