

MATERIAL NOTES

- 01 BRICK - LIGHT BUFF
- 02 BRICK - MEDIUM BUFF
- 03 BRICK - DARK BUFF
- 04 WINDOW/ DOOR SET
- 05 LOUVRES
- 06 METAL COPING
- 07 RAILINGS
- 08 CONCRETE CAP
- 09 ROOF TOP PLANT
- 10 WEAVE PATTERN LOUVRES
- 11 WEAVE PATTERN BALCONIES RAILINGS
- 12 BRICKWORK CORNER DETAILING

- ▽ Roof Level
- ▽ Level 09
- ▽ Level 08
- ▽ Level 07
- ▽ Level 06
- ▽ Level 05
- ▽ Level 04
- ▽ Level 03
- ▽ Level 02
- ▽ Level 01
- ▽ Level 00



1 South Elevation
1 : 200

- ▽ Roof Level
- ▽ Level 09
- ▽ Level 08
- ▽ Level 07
- ▽ Level 06
- ▽ Level 05
- ▽ Level 04
- ▽ Level 03
- ▽ Level 02
- ▽ Level 01
- ▽ Level 00



2 North Elevation
1 : 200

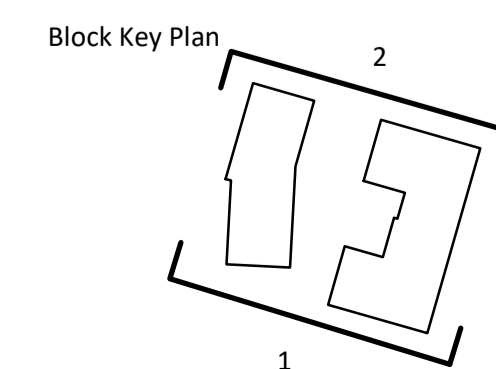
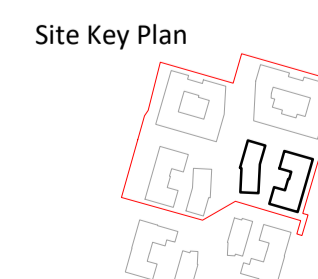
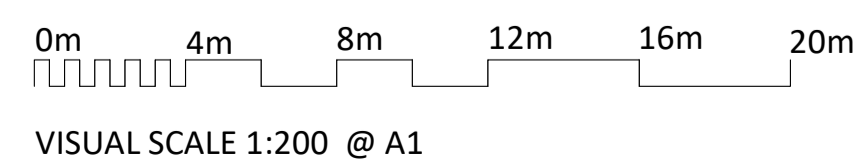
NOTES
CONSULTANTS
- Refer to highways consultant's drawings for details
- Refer to landscape consultant's drawings for details
- Landscaping layout is indicative only

AREAS
- Refer to area schedule

© Copyright Reserved. ColladoCollins Architects Ltd

Rev	Notes	Date	By	Auth
PP1	Planning Issue	21-02-17		JP

NOTE: Landscape design within Phase 3 is indicative only



ColladoCollins Architects

17-19 Foley Street
London W1W 6DW
T 020 7580 3490
F 020 7580 2917
info@colladocollins.com
www.colladocollins.com

Date: 06/18/14
Drawn By: SM
Checked by: FVB
Scale @ A1: As indicated
Scale @ A3: 1 : 400
CAD File No:

MTVH
South Side
Block 9 - Proposed Elevations

PLANNING
P3-09-101

P1
Revision