





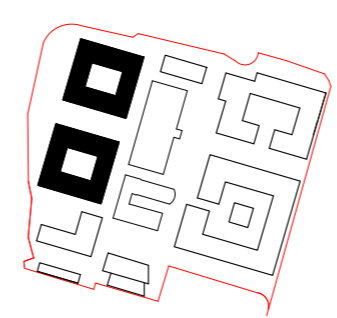
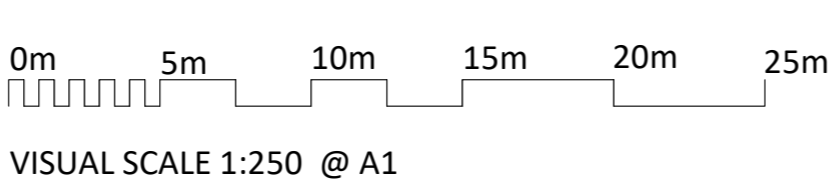
1 Indicative Building Typologies - Block 2&3
1 : 250

KEY:

 TYPE A	 TYPE C
 TYPE B	 Outline Application Boundary

NOTES
CONSULTANTS
- Refer to highways consultant's drawings for details
- Refer to landscape consultant's drawings for details
- Landscaping layout is indicative only
AREAS
- Refer to area schedule
© Copyright Reserved. ColladoCollins Architects Ltd

Rev	Notes	Date	By	Auth
P1	Planning Issue	06/11/20	YA	FvB



ColladoCollins Architects
17-19 Felely Street
London W1W 6DW
T 020 7580 3490
F 020 7580 2917
info@colladocollins.com
www.colladocollins.com

Date: 09/07/20
Drawn By: YA
Checked by: FvB
Scale @ A1: As indicated
Scale @ A3:
CAD File No:

Hill
Wheat Quarter
Indicative Building Typologies -
Block 2&3
PLANNING
18036
P1-2/3-100