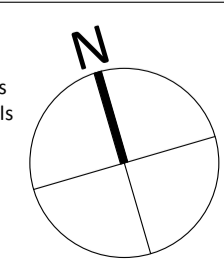


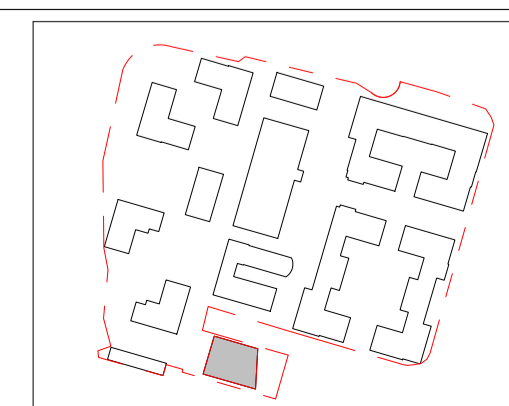
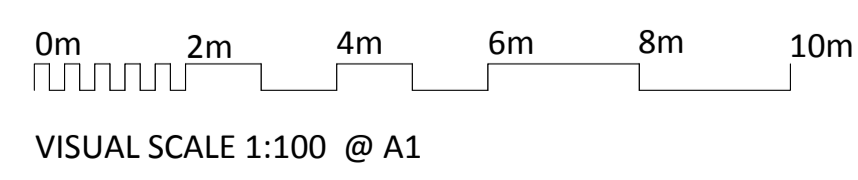
NOTES
 CONSULTANTS
 - Refer to highways consultant's drawings for details
 - Refer to landscape consultant's drawings for details
 - Landscaping layout is indicative only

AREAS
 - Refer to area schedule

© Copyright Reserved. ColladoCollins Partners LLP



Rev	Notes	Date	By	Auth
P1	Planning Submission	19.04.24	RK	FvB



ColladoCollins Architects

17-19 Foley Street
 London W1W 6DW
 T 020 7580 3490
 F 020 7580 2917
 info@colladocollins.com
 www.colladocollins.com

Date: 01/21/19
 Drawn By: Author
 Checked by: Checker
 Scale @ A1: As indicated
 Scale @ A3:
 CAD File No:

The Wheat Quarter, Welwyn Garden City

The Louis de Soissons Building (LDS)
 Second Floor Plan

PLANNING
 18036-03 P1-002

P1
 Revision