

- Level 13
- Level 12
- Roof Level
- Level 10
- Level 9
- Level 8
- Level 7
- Level 6
- Level 5
- Level 4
- Level 3
- Level 2
- Level 1
- Level 0
- Basement 1



1 Block 7 - West Elevation
1 : 250

- Roof Level
- Level 10
- Level 9
- Level 8
- Level 7
- Level 6
- Level 5
- Level 4
- Level 3
- Level 2
- Level 1
- Level 0
- Basement 1



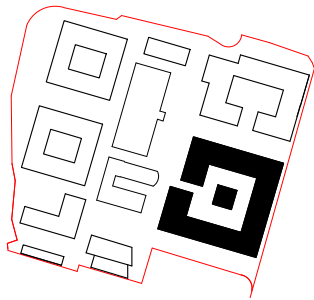
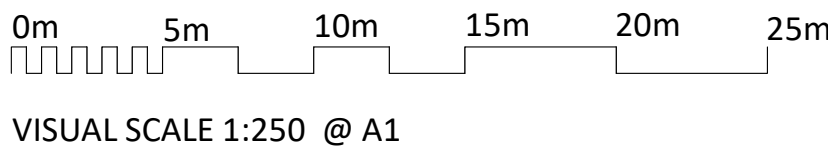
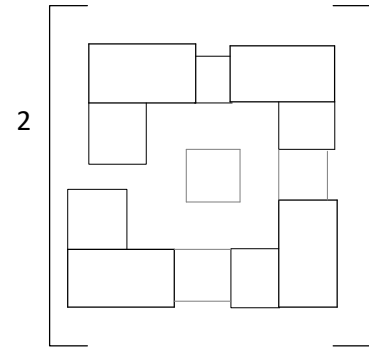
2 Block 7 - East Elevation
1 : 250

MATERIAL NOTES

- 01 BUFF BRICK
- 02 RED BRICK
- 03 WHITE BRICK
- 04 BLACK BRICK
- 05 DARK GREY METAL WINDOW/ DOOR SET
- 06 DARK GREY METAL RAILING
- 07 DARK GREY METAL CURTAIN WALL
- 08 RAISED LANDSCAPE PLANTERS
- 09 ROOF TOP PLANT

NOTES
CONSULTANTS
- Refer to highways consultant's drawings for details
- Refer to landscape consultant's drawings for details
- Landscaping layout is indicative only
AREAS
- Refer to area schedule
© Copyright Reserved. ColladoCollins Architects Ltd

Rev	Notes	Date	By	Auth
P1	Planning Issue	06/11/2020	SM	FvB



ColladoCollins Architects

17-19 Foley Street
London W1W 6DW
T 020 7580 3490
F 020 7580 2917
info@colladocollins.com
www.colladocollins.com

Date: 06/18/14
Drawn By: SM
Checked by: FvB
Scale @ A1: As indicated
Scale @ A3: 1 : 500
CAD File No:

Wheat Quarter Limited
Former Shredded Wheat Factory
Block 7 - Elevations - West and East
PLANNING
18036
P3-7-101
P1
Revision