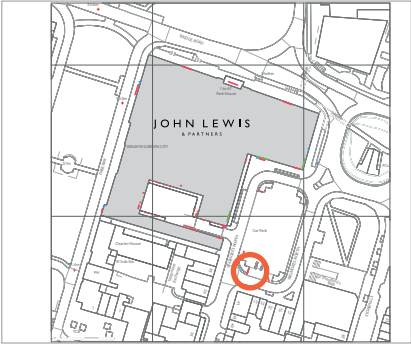
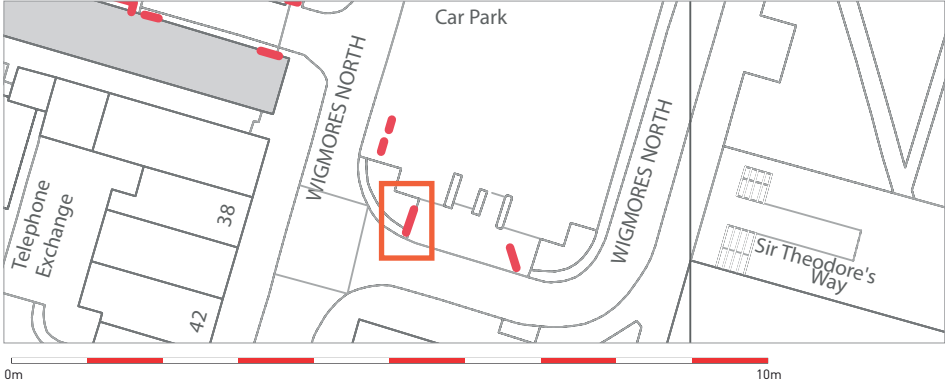


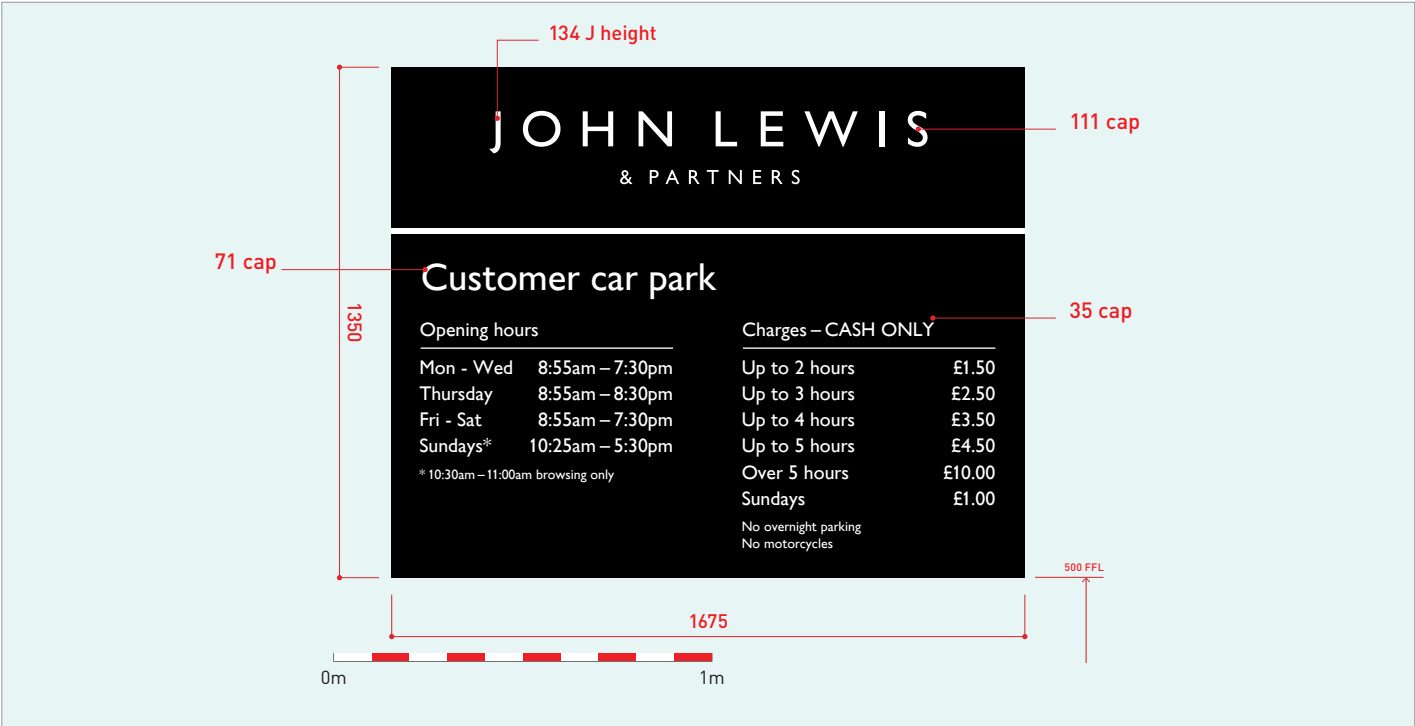
Plan (1:5000 @ A3)



Plan Detail (1:1000 @ A3)



Sign detail (1:20 @ A3)



Existing sign back



Visual



Visual



Existing sign



PRODUCT TYPE:
7.2

KEY FEATURES:
JL&P carpark opening times

DESCRIPTION:
Existing post and panel sign to be re-clad using new painted aluminium panels. Graphics to be black (RAL 9005) with white (RAL 9010) vinyl text.

DIMENSIONS:
See 'Sign detail' diagram
Max depth 75mm O/A

POSITION:
To be positioned as existing sign

ILLUMINATION:
-

ELECTRICAL:
-

FIXINGS:
To be fixed mechanical to existing legs

STRUCTURAL:
-

MAKING GOOD / BUILDING WORKS:
Existing panels to be replaced with new ones.

Legs to be repainted/cleaned before the new panels are installed.

NOTES:
Rear to be a black (RAL 9005) panel