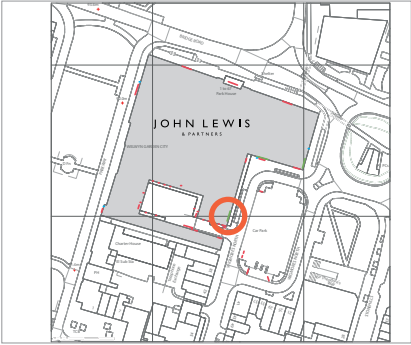
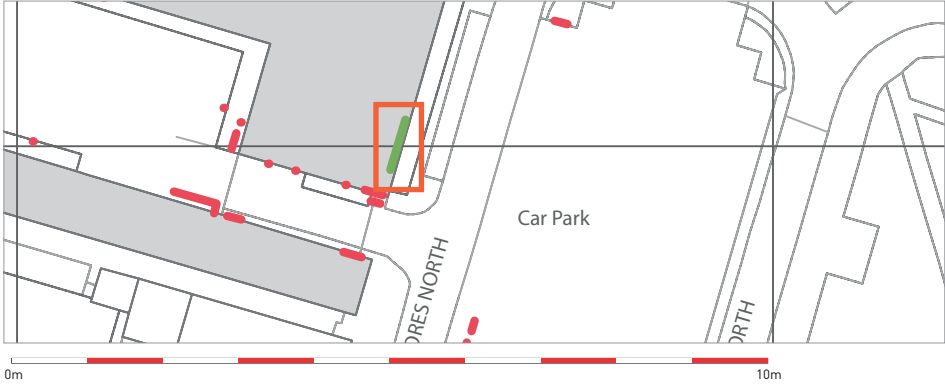


Plan (1:5000 @ A3)



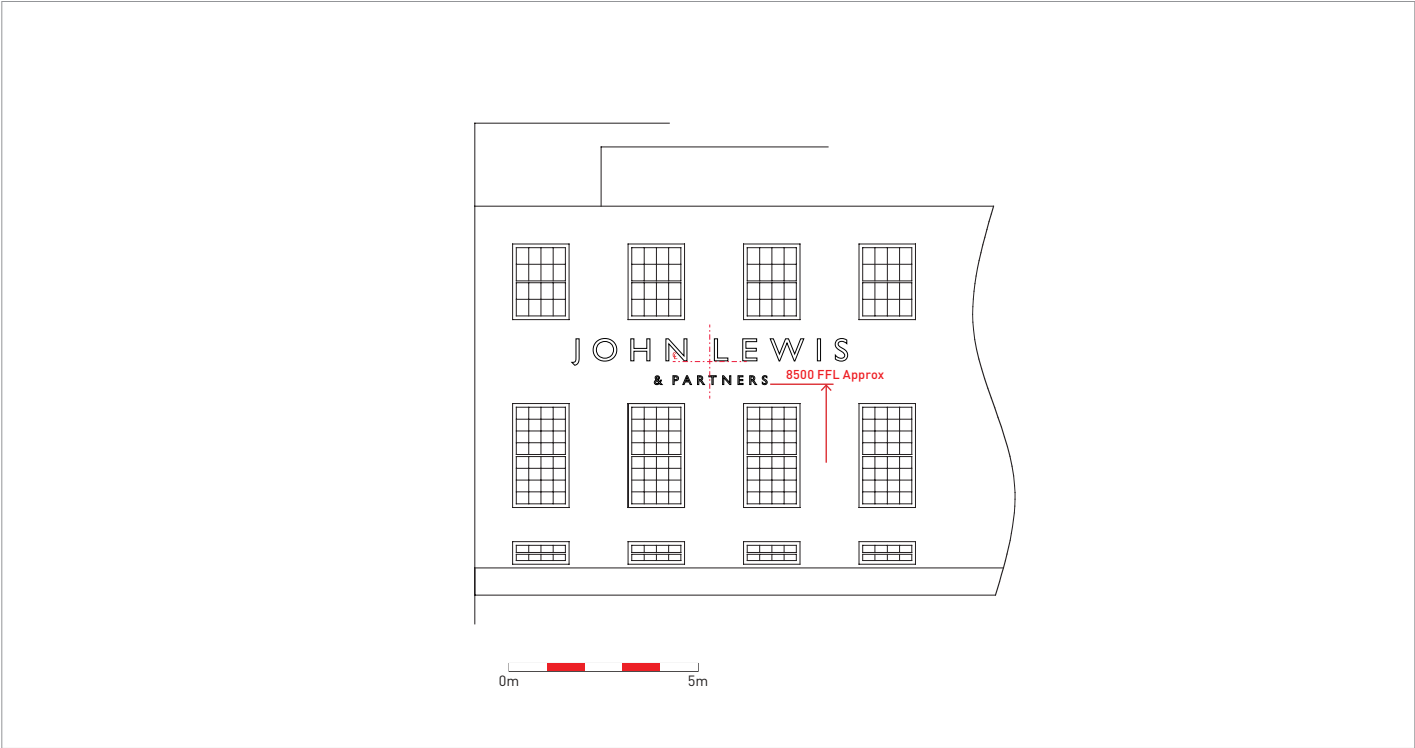
Plan Detail (1:1000 @ A3)



Sign detail (1:50 @ A3)



Elevation detail (1:200 @ A3)



Visual



Existing sign



PRODUCT TYPE:
1.1

KEY FEATURES:
Internally illuminated white (RAL 9010) fabricated acrylic letters with black (RAL 9005) returns and ali back trays

DESCRIPTION:
Existing letters and rails to be removed and replaced with new sign. Dependent on SE survey, fixed directly to brickwork with no rails. (if needed rails to be colour matched to brickwork)

DIMENSIONS:
See 'Sign detail' diagram
50mm thickness, max 70mm projection.

POSITION:
Centered between windows as shown on the visual.

ILLUMINATION:
4000k white (RAL 9010) light.
Continuous Internal illumination.
600 cd/m2 max.

ELECTRICAL:
Existing supply to be used

FIXINGS:
-

STRUCTURAL:
SE to check if sign can be fixed directly to brickwork

MAKING GOOD / BUILDING WORKS:
Holes in brickwork left by current letters to be patched

NOTES:
-