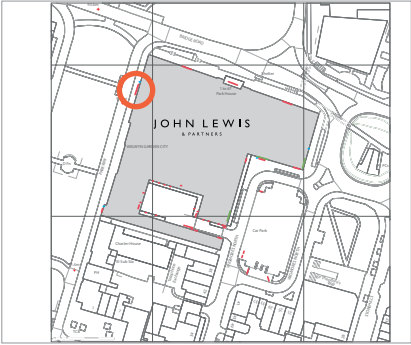
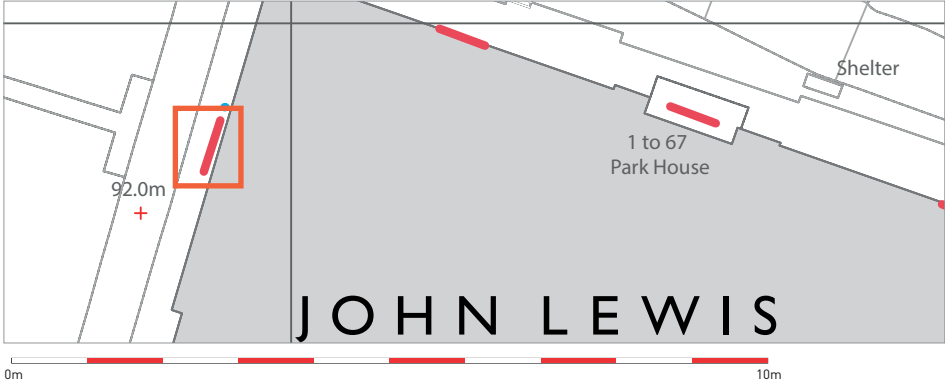



Plan (1:5000 @ A3)




Plan Detail (1:1000 @ A3)



Sign detail (1:40 @ A3)



Elevation detail (1:50 @ A3)



Visual



Existing sign



**PRODUCT TYPE:**  
1.10

**KEY FEATURES:**  
Canopy fascia black (RAL 9005)  
individual letters

**DESCRIPTION:**  
Externally illuminated Individual  
black (RAL 9005) ali letters applied  
to white (RAL 9010) aluminium  
backing panel that is in line with the  
architecture details.

**DIMENSIONS:**  
See 'Sign detail' diagram  
35mm projection.

**POSITION:**  
Centered on the larger horizontal  
section of the architecture molding

Letters to be centered over the doors

**ILLUMINATION:**  
Externally illuminated, 4000k white  
(RAL 9010) light. Continuous external  
illumination. 600 cd/m2 max.  
Please refer to page 11 for more  
information.

**ELECTRICAL:**  
Existing supply to be used

**FIXINGS:**  
Letters to be fixed to the panel and  
that to be affixed to canopy fascia

**STRUCTURAL:**  
-

**MAKING GOOD / BUILDING WORKS:**  
Removal of some vertical battening  
may be required to fit the wider  
panel.

Area of application to be cleaned and  
made good before installation

**NOTES:**  
-