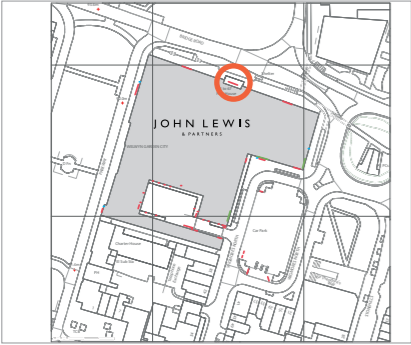
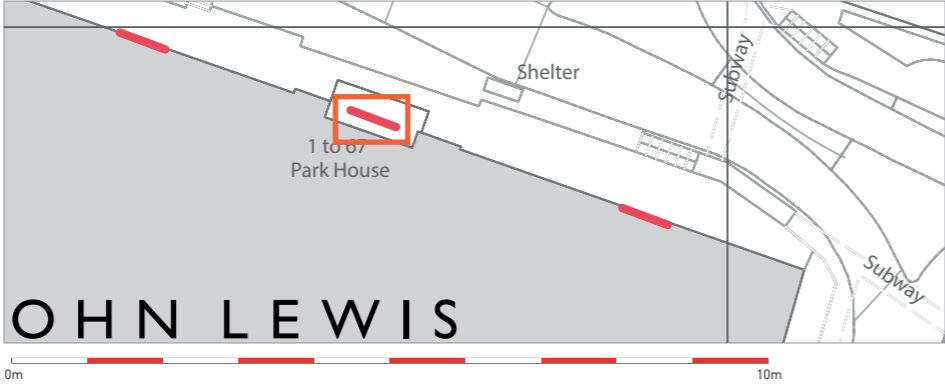


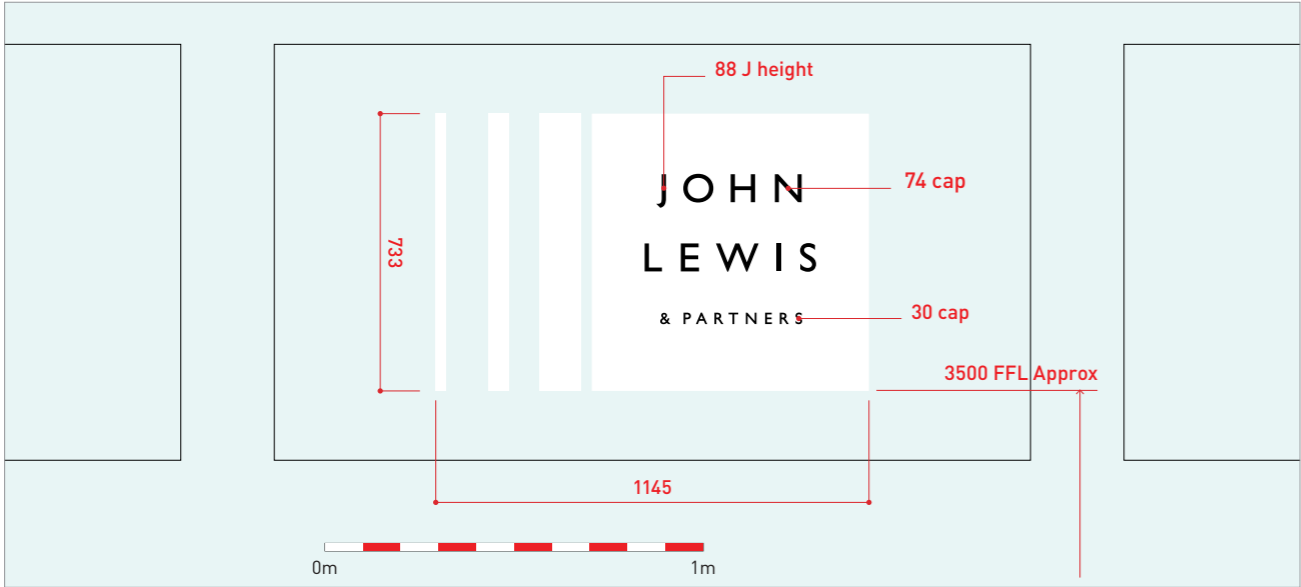
Plan (1:5000 @ A3)



Plan Detail (1:1000 @ A3)



Sign detail (1:50 @ A3)



Existing sign



Visual



Existing sign



PRODUCT TYPE:
2.2

KEY FEATURES:
White (RAL 9010) brand lines
entrance ID

DESCRIPTION:
Fabricated white (RAL 9010)
acrylic brand lines with black (RAL
9005) returns attached directly to
brickwork

DIMENSIONS:
See 'Sign detail' diagram
35mm projection.

POSITION:
To be centered on central brick area

ILLUMINATION:
4000k white (RAL 9010) light.
Continuous Internal illumination.
600 cd/m2 max.

ELECTRICAL:
New supply needed

FIXINGS:
Mechanical fixed directly in to
brickwork

STRUCTURAL:
-

MAKING GOOD / BUILDING WORKS:
-

NOTES:
-