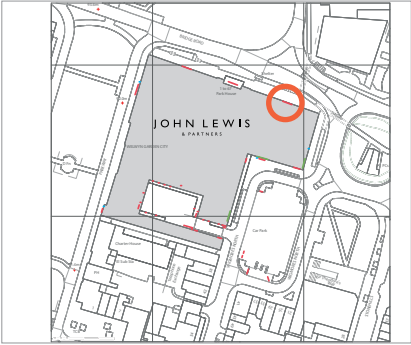
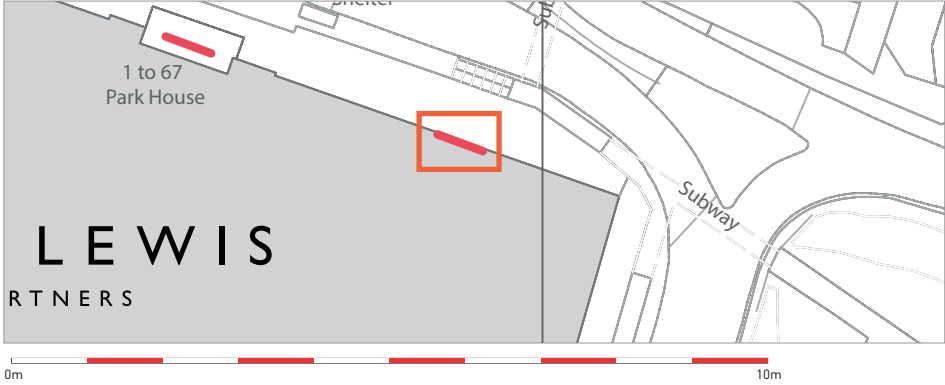



Plan (1:5000 @ A3)



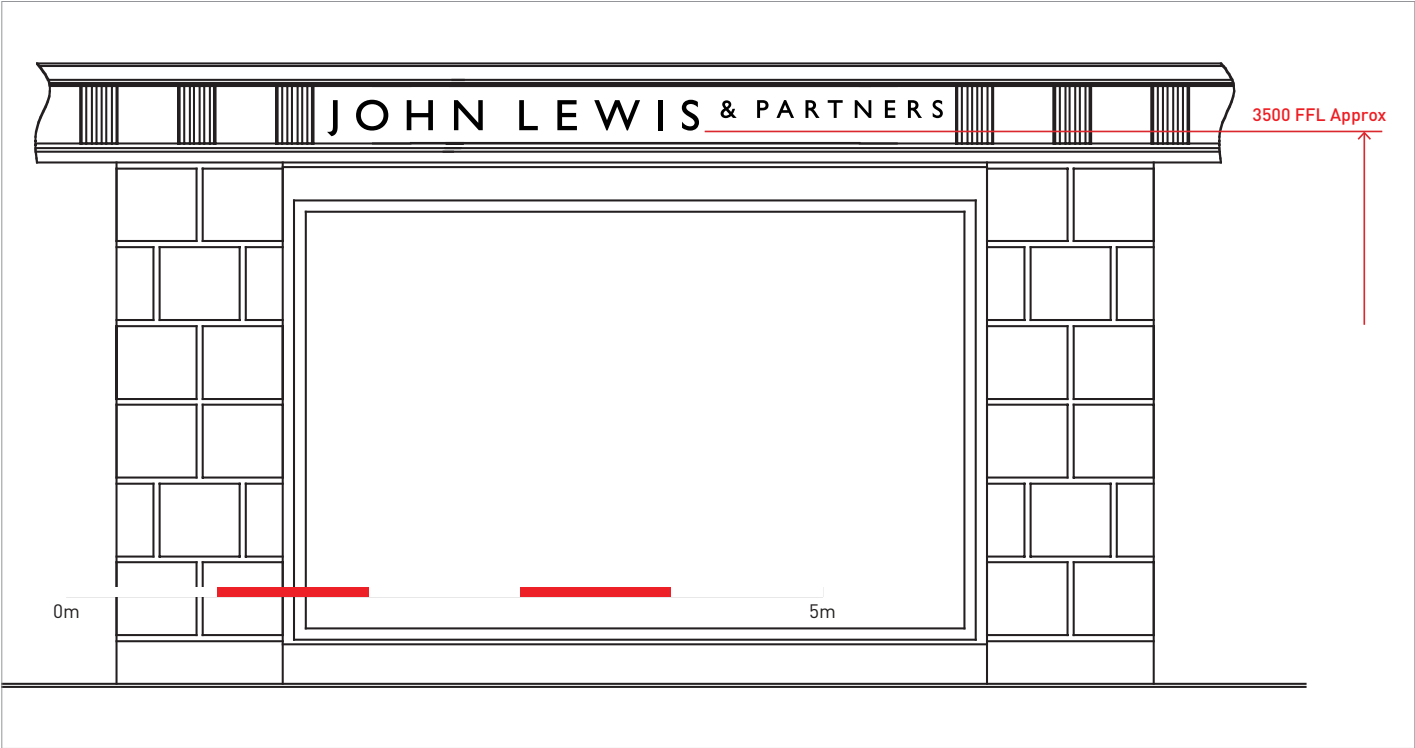
Plan Detail (1:1000 @ A3)



Sign detail (1:40 @ A3)



Elevation detail (1:50 @ A3)



Visual



Existing sign



PRODUCT TYPE:
1.10

KEY FEATURES:
Canopy fascia black (RAL 9005)
individual letters

DESCRIPTION:
Externally illuminated Individual
black (RAL 9005) ali letters applied
to white (RAL 9010) aluminium
backing panel that is in line with the
architecture details.

DIMENSIONS:
See 'Sign detail' diagram
35mm projection.

POSITION:
Centered on the larger horizontal
section of the architecture molding

Letters to be centered over the doors

ILLUMINATION:
Externally illuminated, 4000k white
(RAL 9010) light. Continuous external
illumination. 600 cd/m2 max.
Please refer to page 11 for more
information.

ELECTRICAL:
Existing supply to be used

FIXINGS:
Letters to be fixed to the panel and
that to be affixed to canopy fascia

STRUCTURAL:
-

MAKING GOOD / BUILDING WORKS:
Removal of some vertical battening
may be required to fit the wider
panel.

Area of application to be cleaned and
made good before installation

NOTES:
-