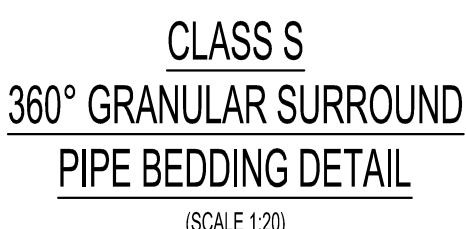
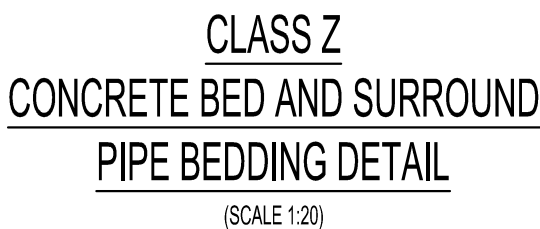
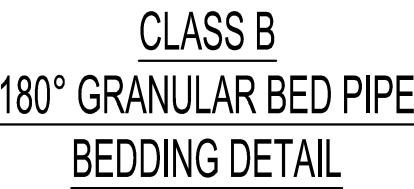


1. This drawing is to be read in conjunction with all relevant Architects and Engineers drawings and specifications.
2. Do not scale from this drawing. All details and dimensions and levels are to be checked by the contractor prior to commencement of construction. Any discrepancies are to be reported to the Engineer.
3. All levels are in meters & dimensions in millimeters unless noted otherwise.



NOTE:

1. GEOMEMBRANE TO BE INSTALLED TO MANUFACTURER'S INSTRUCTIONS
2. JOINTS TO BE FUSION WELDED WITH MINIMUM OVERLAP OF 120mm



ACO M100DS NO.0.0 OR SIMILAR APPROVED  
CHANNEL DRAIN TO BE USED