

 Bin Store Location

NOTES

GENERAL NOTE

All works to be carried out in accordance with relevant BS/EN standards, relevant Codes of Practice and Building Regulations

PACKAGES

Design, materials and construction detailing to be carried out by trade contractor.

All trade packages to be carried out under warranties by contractor.
REFER TO ARCHITECT'S SPECIFICATION AND ASSOCIATED ADDENDA.

CO-ORDINATION

The main Contractor/Management Contractor is responsible for co-ordination of the scope and sequence of all Sub-Contractors' work.

All secondary steel packages are indicative, to be fully designed and provided by contractor's steel fabricator.

SUSTAINABILITY

- All works to be specified and constructed/sealed to achieve an air leakage rate of no > 3 m³/(m².hr)@50Pa or less.
- For all Commercial shell elements, all air seals (strips & flexiblesheets in accordance to manufactures requirements) to be installed to achieve an air leakage rate of > 10m³/m².hr/@50pa.

TENDER
CONTRACT DOCUMENTATION
PLEASE NOTE THAT THIS
DRAWING IS FOR DESIGN INTENT

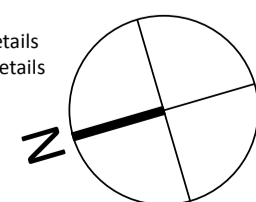
NOTES:

PLEASE REFER TO:

- 00 SERIES:
SITE WIDE DRAWINGS
 - 20 SERIES:
GENERAL ARRANGEMENT DRAWINGS
 - 21 SERIES:
EXTERNAL WALL TYPES
COLOUR CODED WALL LOCATION PLANS
BALCONY AND ROOF TYPES LOCATION PLANS
 - 22 SERIES:
EXTERNAL WALL SETTING OUT
INTERNAL WALL SETTING OUT
SLAB EDGE SETTING OUT
 - 24 SERIES:
STAIRCASE DRAWINGS
BALUSTRADE DRAWINGS
 - 25 SERIES:
CORE / LIFT DRAWINGS
 - 27 SERIES:
ROOF DRAWINGS
 - 30 SERIES:
APARTMENT TYPE DRAWINGS
 - 31 SERIES:
WINDOW TYPE / DETAILS / SCHEDULE DRAWINGS
 - 32 SERIES:
DOOR TYPE / DETAILS / SCHEDULE DRAWINGS
 - 35 SERIES:
CEILING TYPES
REFLECTED CEILING PLANS
 - 68 SERIES:
FIRE STRATEGY DRAWINGS
 - 70 SERIES:
KITCHEN / BATHROOM DRAWINGS
 - 80 SERIES:
ANCILLARY SPACES
 - 90 SERIES:
SITE DETAILS
 - 98 SERIES:
ACCESS DRAWINGS
- FOR LANDSCAPE:
PLEASE REFER TO LANDSCAPE ARCHITECTS INFORMATION

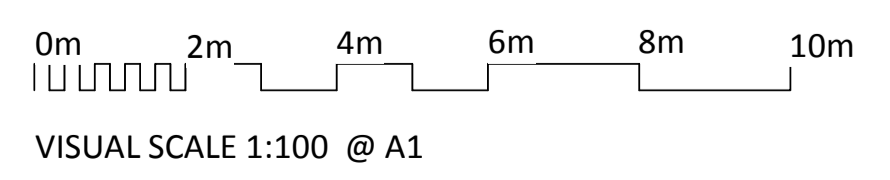
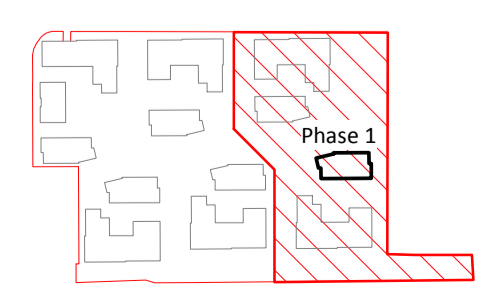
NOTES
CONSULTANTS
- Refer to highways consultant's drawings for details
- Refer to landscape consultant's drawings for details
- Landscaping layout is indicative only

AREAS
- Refer to area schedule



© Copyright Reserved. ColladoCollins Partners LLP

Rev	Notes	Date	By	Auth
T1	ISSUE FOR TENDER - STAGE 4A(F1)	07.12.2018	MR	
T2	ISSUE FOR TENDER - STAGE 4A(F1)	08.03.2019	MR	



ColladoCollins Architects

17-19 Foley Street
London W1W 6DW
T 020 7580 3490
F 020 7580 2917
info@colladocollins.com
www.colladocollins.com

Date: 31/07/2018
Drawn By: RB / BM
Checked by: MR
Scale @ A1: As indicated
Scale @ A3:
CAD File No:

Plutus Estates (WGC) Limited and
Metropolitan Housing Trust
Former Shredded Wheat Factory
Block 11 Core C Ground Floor GA Plan

STAGE 4
18009-CCA-11-GF-DR-A-20.109

T2
Revision