

**GENERAL NOTES:**

1. ALL WHITE LINING TO BE THERMOPLASTIC.
2. ALL EXISTING LOGOS & LINES TO BE REMOVED.

**KEY**


- STEEL BOLLARD
- SIGN AS PER ARTWORK DETAIL



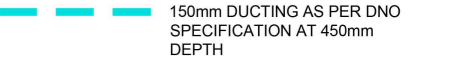
ABB CHARGER UNIT



RITHERTON FEEDER PILLAR

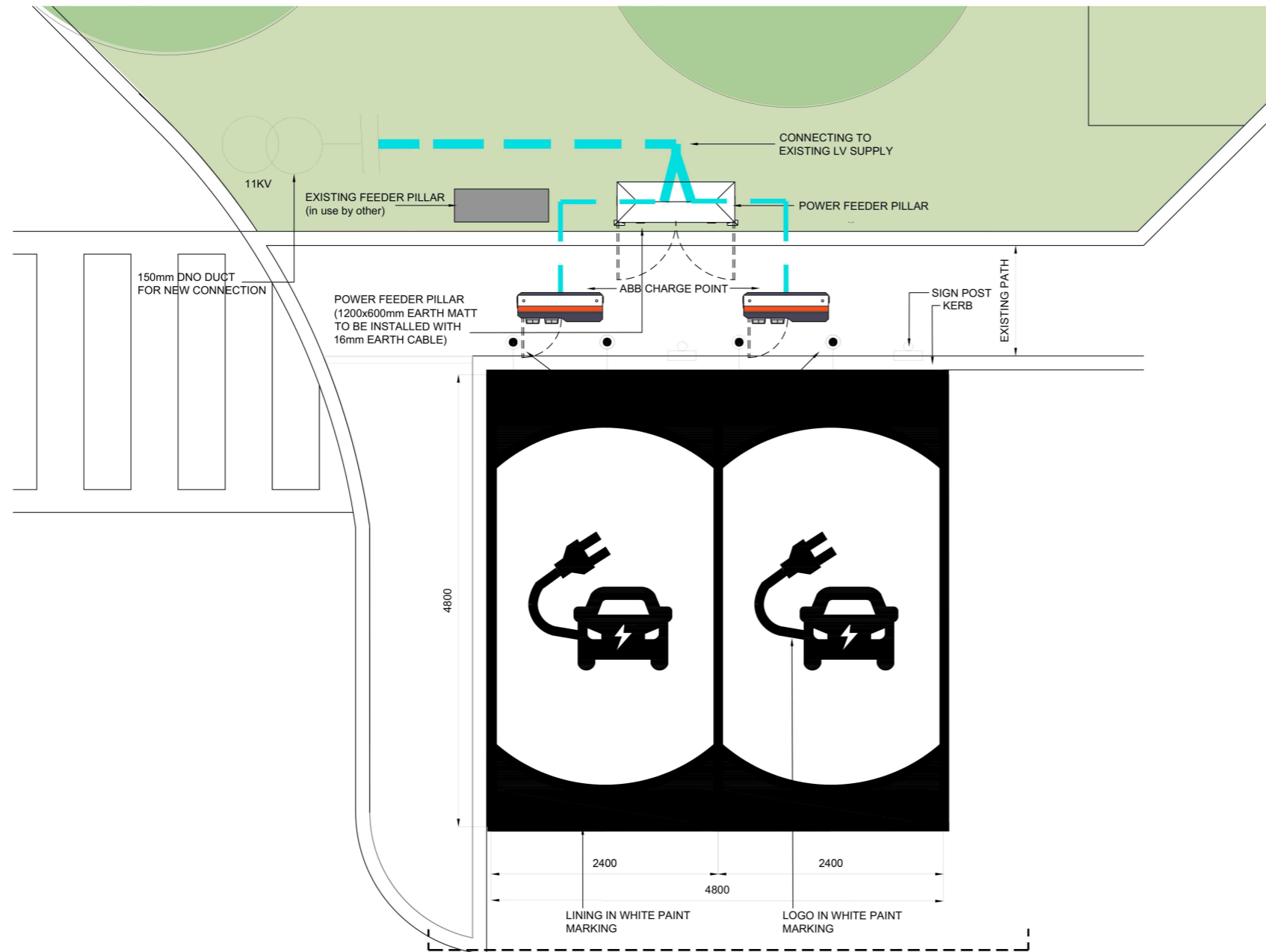


110mm TWIN WALL DUCTING AT 450mm DEPTH



150mm DUCTING AS PER DNO SPECIFICATION AT 450mm DEPTH

**PROPOSED ELEVATION**



**SECTIONAL ELEVATION AA**

**PROPOSED LAYOUT PLAN**

Drawing Title			
PROPOSED CHARGING POINTS CHARGER - TYPE 2 PLANS & ELEVATIONS			
<b>TYPE 2</b>	Drawing Number	Revision	
	Plan 3	A	
Drawn	Checked	Scale	Date
PCC/PDSI	SW	N/A	03/09/18