



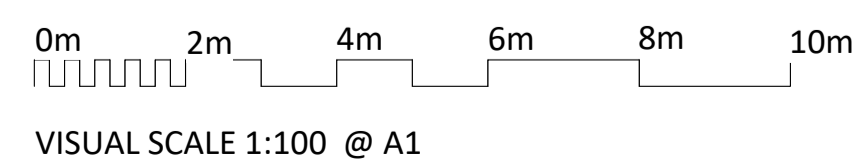
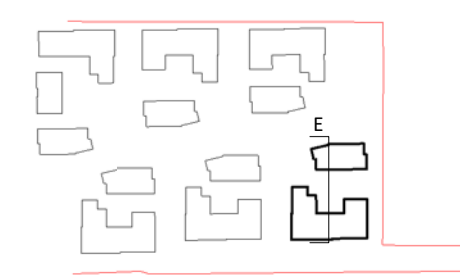
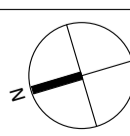
**1 P3(S) - South Section E - Block 11**  
1 : 100

**NOTES**  
CONSULTANTS  
- Refer to highways consultant's drawings for details  
- Refer to landscape consultant's drawings for details  
- Landscaping layout is indicative only

**AREAS**  
- Refer to area schedule

© Copyright Reserved. ColladoCollins Partners LLP

Rev	Notes	Date	By	Auth
P1	Draft Planning Set	17-12-20	PM	
P2	Planning Submission	18-01-12	VC	
P4	CHP to Block 11	18-06-20	CB	



**Materials Key:**

- |   |   |   |
|---|---|---|
| 01 Buff Brick - Smooth Texture                    | 07 Recessed Brick Panel - Smooth Texture Buff Brick | 11 Concrete Canopy Cladded in Reconstituted Stone To Block Entrance |
| 02 Buff Brick - Rough Texture                     | 08 Reconstituted Stone Banding                      | 12 Aluminium Composite Window                                       |
| 03 Red Brick                                      | 09 Metal Railing Balustrade - Dark Grey - Type 1    | 13 Glazed Entrance Door   |
| 04 Horizontal Projecting Brick Course - Red Brick | 10 Metal Railing Balustrade - Bronze Colour- Type 2 | 14 Fixed Glazing Panel in Aluminium Frame                           |
| 05 Perforated Brick Wall - Red Brick              |   | 15 Metal Louvres  |
| 06 Off White Brick                                |   |   |

**ColladoCollins Architects**

17-19 Foley Street  
London W1W 6DW  
T 020 7580 3490  
F 020 7580 2917  
info@colladocollins.com  
www.colladocollins.com

Date: 20/06/18  
Drawn By: CB  
Checked by: MK  
Scale @ A1: As indicated  
Scale @ A3: 1 : 200  
CAD File No:

Plutus Estates (WGC) Limited and Metropolitan Housing Trust  
Former Shredded Wheat Factory  
1/100 Elevations Block 11 Int

**PLANNING**  
16037

P3(S)-124