



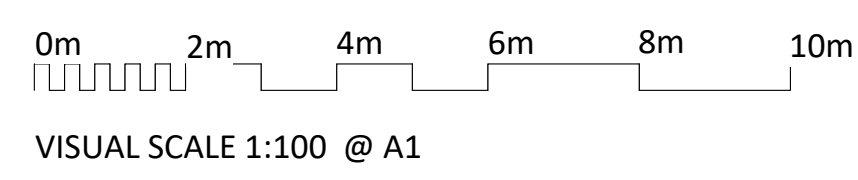
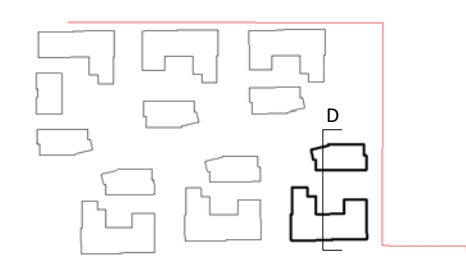
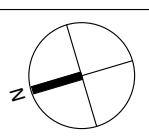
1 P3(S) - North Section D - Block 11
1 : 100

NOTES
CONSULTANTS
- Refer to highways consultant's drawings for details
- Refer to landscape consultant's drawings for details
- Landscaping layout is indicative only

AREAS
- Refer to area schedule

© Copyright Reserved. ColladoCollins Partners LLP

Rev	Notes	Date	By	Auth
P1	Draft Planning Set	17-12-20	PM	
P2	Planning Submission	18-01-22	VC	
P4	CHP to Block 11	18-06-20	CB	



- Materials Key:**
- 01 Buff Brick - Smooth Texture
 - 02 Buff Brick - Rough Texture
 - 03 Red Brick
 - 04 Horizontal Projecting Brick Course - Red Brick
 - 05 Perforated Brick Wall - Red Brick
 - 06 Off White Brick
 - 07 Recessed Brick Panel - Smooth Texture Buff Brick
 - 08 Reconstituted Stone Banding
 - 09 Metal Railing Balustrade - Dark Grey - Type 1
 - 10 Metal Railing Balustrade - Bronze Colour- Type 2
 - 11 Concrete Canopy Cladded In Reconstituted Stone To Block Entrance
 - 12 Aluminium Composite Window
 - 13 Glazed Entrance Door
 - 14 Fixed Glazing Panel In Aluminium Frame
 - 15 Metal Louvres

ColladoCollins Architects

17-19 Foley Street
London W1W 6DW
T 020 7580 3490
F 020 7580 2917
info@colladocollins.com
www.colladocollins.com

Date: 20/06/18
Drawn By: CB
Checked by: MK
Scale @ A1: As indicated
Scale @ A3: 1 : 200
CAD File No:

Plutus Estates (WGC) Limited and Metropolitan Housing Trust
Former Shredded Wheat Factory
1/100 Elevations Block 11 Int
PLANNING
16037

P3(S)-123