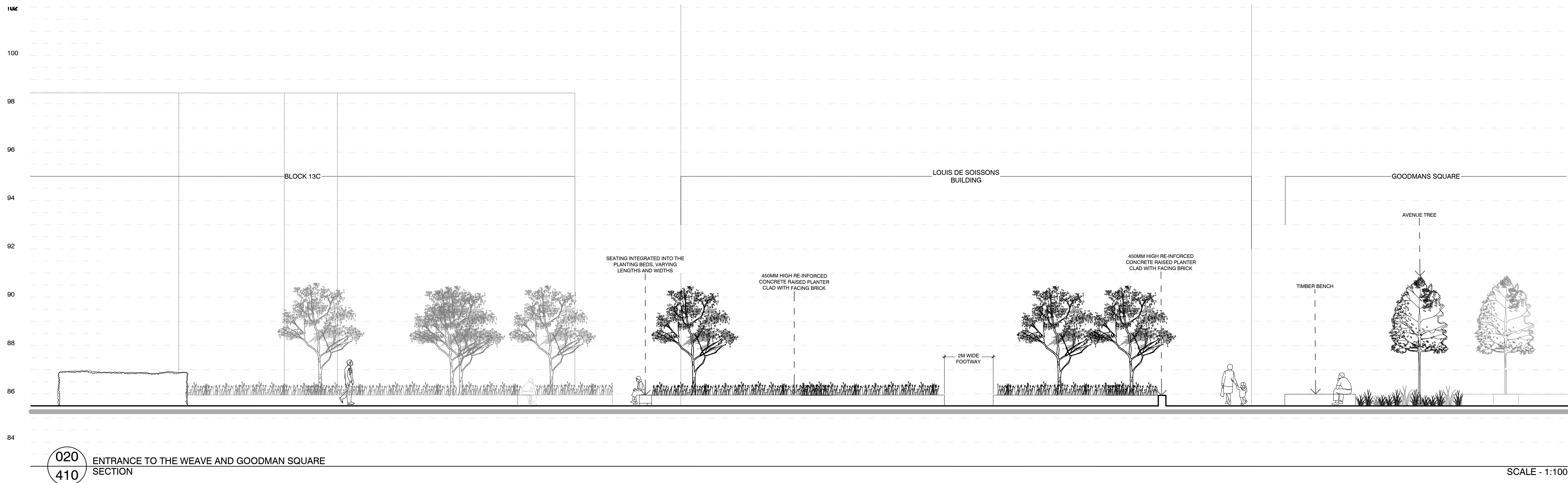
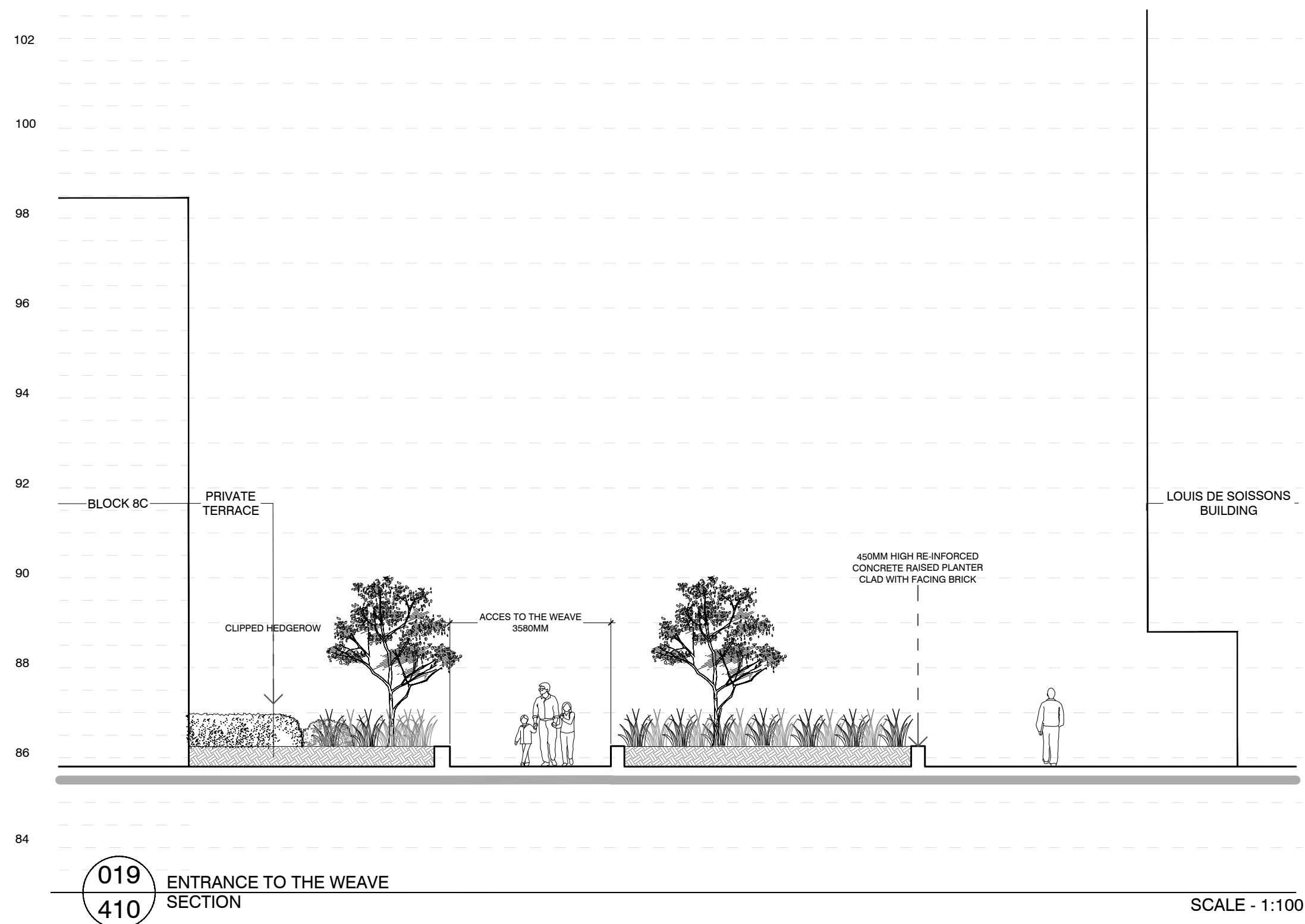


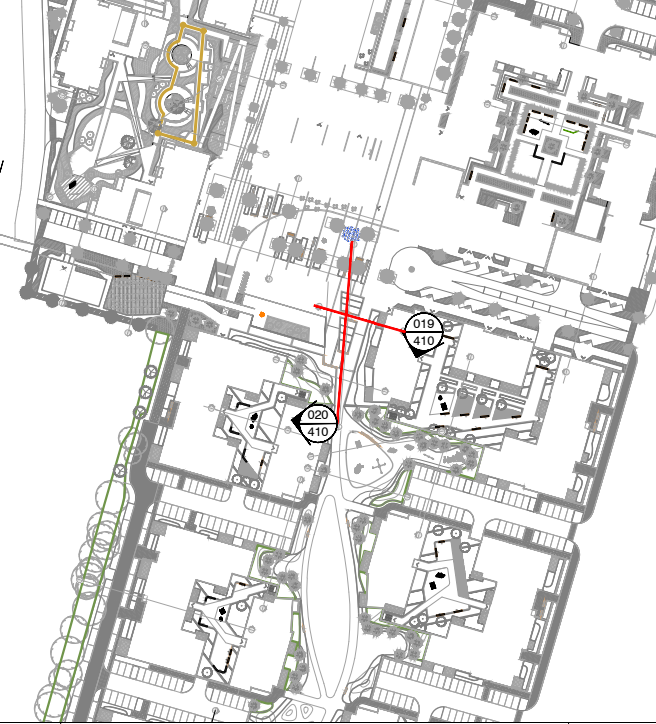
This drawing is the property of Bradley Murphy Design Ltd. Copyright is reserved by them and the drawing is issued on the condition that it is not copied, reproduced, retained nor disclosed to any unauthorized person either wholly or in part without the consent of Bradley Murphy Design Ltd.

NOTES:

1. THIS DRAWING SHOULD BE READ IN CONJUNCTION WITH ALL OTHER LANDSCAPE DRAWINGS AND DOCUMENTS
2. THIS DRAWING IS NOT INTENDED FOR CONSTRUCTION
3. DO NOT SCALE FROM THIS DRAWING
4. ANY DISCREPANCIES WITHIN THIS DRAWING OR BETWEEN THIS DRAWING AND ANY OTHER INFORMATION IS TO BE REPORTED TO BMD FOR CLARIFICATION



SECTION LOCATION PLAN



Rev	Description	Date
--	--	--

Purpose of Issue
INFORMATION

Bradley Murphy Design Ltd
5 The Courtyard
Hatton Technology Park
Dark Lane
Hatton
Warwickshire
CV35 8XB

BMD
LANDSCAPE
DESIGN
PLANNING

t: 01926 676496
e: info@bradleydesign.co.uk
www.bradleydesign.co.uk

Client:
PLUTUS ESTATES (WGC) LTD & METROPOLITAN HOUSING TRUST

Project:
Broadwater Road, Welwyn Garden City

Drawing Title:
Detailed Section 019 & 020

Drawn	Checked	Approved	Date
CR	CC	RW	11/01/2018

Job No.	Scale	Sheet Size	Revision
17.023	1:100	A1	-

Drawing Number:
BMD.17.023.DR.P410

