


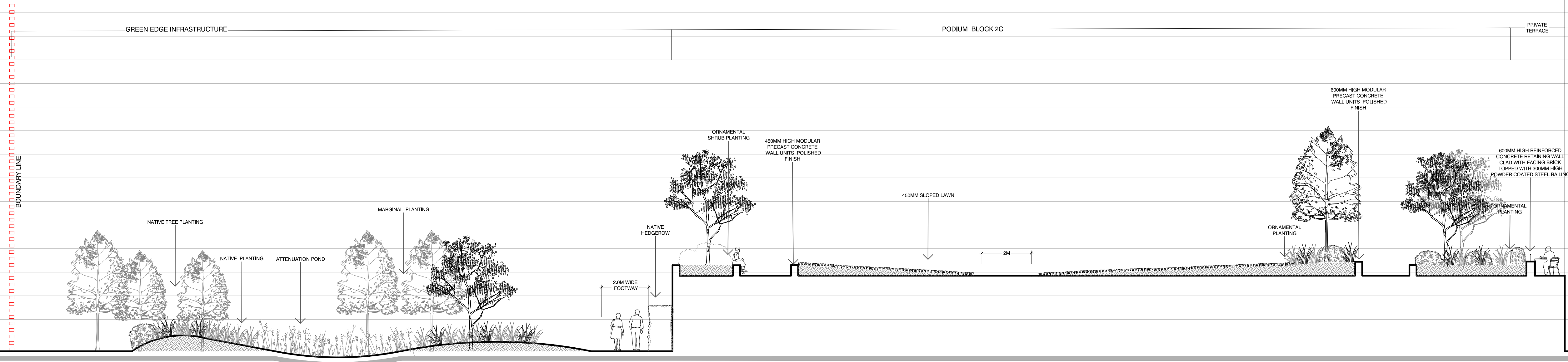
- NOTES:
- THIS DRAWING SHOULD BE READ IN CONJUNCTION WITH ALL OTHER LANDSCAPE DRAWINGS AND DOCUMENTS
 - THIS DRAWING IS NOT INTENDED FOR CONSTRUCTION
 - DO NOT SCALE FROM THIS DRAWING
 - ANY DISCREPANCIES WITHIN THIS DRAWING OR BETWEEN THIS DRAWING AND ANY OTHER INFORMATION IS TO BE REPORTED TO BMD FOR CLARIFICATION



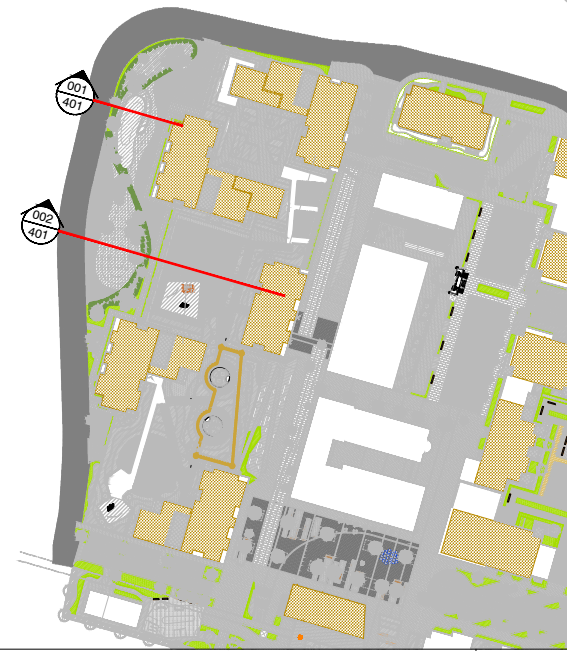
GREEN EDGE INFRASTRUCTURE

PODIUM BLOCK 2C

PRIVATE TERRACE



SECTION LOCATION PLAN



Rev	Description	Date
--	--	--
Purpose of Issue		
INFORMATION		
Bradley Murphy Design Ltd 5 The Courtyard Hatton Technology Park Dark Lane Hatton Warwickshire CV35 8XB		
t: 01926 676496 e: info@bradleymurphydesign.co.uk www.bradleymurphydesign.co.uk		
Client		
PLUTUS ESTATES (WGC) LTD & METROPOLITAN HOUSING TRUST		
Project		
Broadwater Road, Welwyn Garden City		
Drawing Title		
Detailed Sections 001 & 002		
Drawn CR	Checked CC	Approved RW
Job No. 17.023	Scale 1:100	Sheet Size A1
Drawing Number BMD.17.023.DR.P401		Date 11/01/2018
		Revision
		-

BMD
LANDSCAPE
DESIGN
PLANNING