



**1 P3(S) - West Elevation C - Block 12**

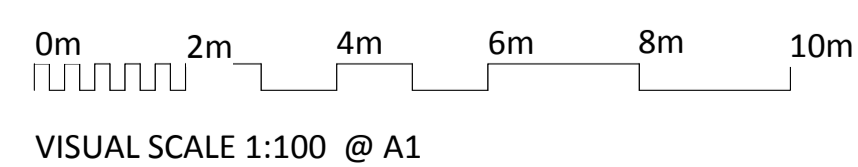
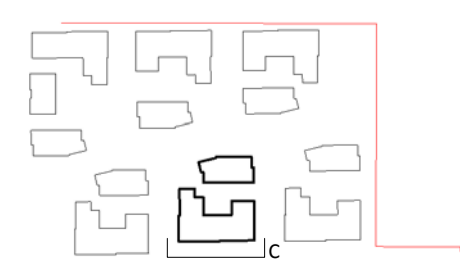
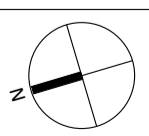
1:100 @A1

**NOTES**  
 CONSULTANTS  
 - Refer to highways consultant's drawings for details  
 - Refer to landscape consultant's drawings for details  
 - Landscaping layout is indicative only

**AREAS**  
 - Refer to area schedule

© Copyright Reserved. ColladoCollins Partners LLP

Rev	Notes	Date	By	Aut
P1	Draft Planning Set	17-12-20	PM	
P2	Planning Submission	18-01-12	VC	



**Materials Key:**

- 01 Buff Brick - Smooth Texture
- 02 Buff Brick - Rough Texture
- 03 Red Brick
- 04 Horizontal Projecting Brick Course - Red Brick
- 05 Perforated Brick Wall - Red Brick
- 06 Off White Brick
- 07 Recessed Brick Panel - Smooth Texture Buff Brick
- 08 Reconstituted Stone Banding
- 09 Metal Railing Balustrade - Dark Grey - Type 1
- 10 Metal Railing Balustrade - Bronze Colour - Type 2
- 11 Concrete Canopy Cladded in Reconstituted Stone To Block Entrance
- 12 Aluminium Composite Window
- 13 Glazed Entrance Door
- 14 Fixed Glazing Panel in Aluminium Frame
- 15 Metal Louvers

**ColladoCollins Architects**

17-19 Foley Street  
 London W1W 6DW  
 T 020 7580 3490  
 F 020 7580 2917  
 info@colladocollins.com  
 www.colladocollins.com

Date: 12/01/18  
 Drawn By: LB  
 Checked by: PM  
 Scale @ A1: As indicated  
 Scale @ A3:  
 CAD File No:

Plutus Estates (WGC) Limited and Metropolitan Housing Trust  
 Former Shredded Wheat Factory  
 1/100 Elevations Block 12 Ext

**PLANNING**  
 16037

P3(S)-116

P2  
 Revision