

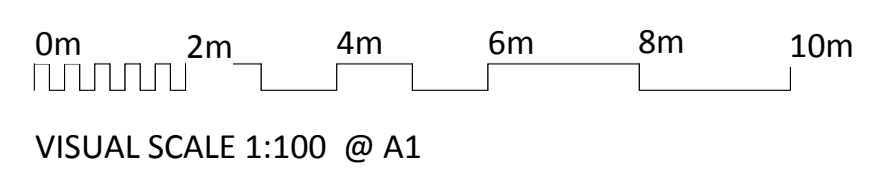
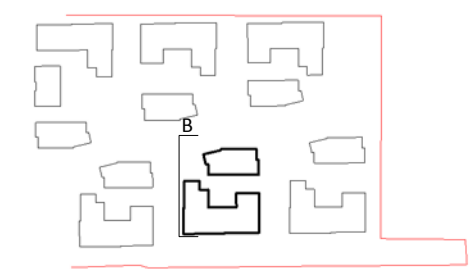
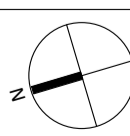
1 P3(S) - North Elevation B - Block 12
 1 : 100 @A1

NOTES
 CONSULTANTS
 - Refer to highways consultant's drawings for details
 - Refer to landscape consultant's drawings for details
 - Landscaping layout is indicative only

AREAS
 - Refer to area schedule

© Copyright Reserved. ColladoCollins Partners LLP

| Rev | Notes | Date | By | Aut |
|-----|---------------------|----------|----|-----|
| P1 | Draft Planning Set | 17-12-20 | PM | |
| P2 | Planning Submission | 18-01-12 | VC | |
| | | | | |
| | | | | |
| | | | | |
| | | | | |



- Materials Key:**
- 01 Buff Brick - Smooth Texture
 - 02 Buff Brick - Rough Texture
 - 03 Red Brick
 - 04 Horizontal Projecting Brick Course - Red Brick
 - 05 Perforated Brick Wall - Red Brick
 - 06 Off White Brick
 - 07 Recessed Brick Panel - Smooth Texture Buff Brick
 - 08 Reconstituted Stone Banding
 - 09 Metal Railing Balustrade - Dark Grey - Type 1
 - 10 Metal Railing Balustrade - Bronze Colour - Type 2
 - 11 Concrete Canopy Cladded in Reconstituted Stone To Block Entrance
 - 12 Aluminium Composite Window
 - 13 Glazed Entrance Door
 - 14 Fixed Glazing Panel in Aluminium Frame
 - 15 Metal Louvers

ColladoCollins Architects

17-19 Foley Street
 London W1W 6DW
 T 020 7580 3490
 F 020 7580 2917
 info@colladocollins.com
 www.colladocollins.com

Date: 12/01/18
 Drawn By: LB
 Checked by: PM
 Scale @ A1: As indicated
 Scale @ A3: As indicated
 CAD File No:

Plutus Estates (WGC) Limited and Metropolitan Housing Trust
 Former Shredded Wheat Factory
 1/100 Elevations Block 12 Ext

PLANNING
 16037

P3(S)-115

P2
 Revision