



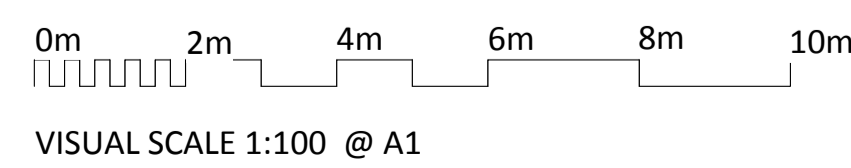
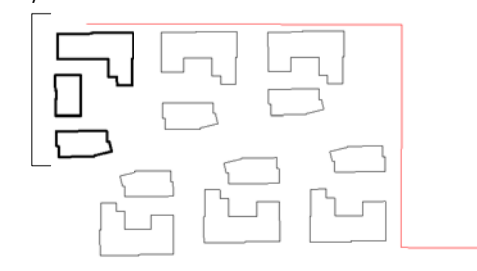
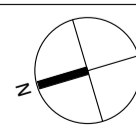
1 P3(S) - North Elevation A - Block 8
 1 : 100 @A1

NOTES
 CONSULTANTS
 - Refer to highways consultant's drawings for details
 - Refer to landscape consultant's drawings for details
 - Landscaping layout is indicative only

AREAS
 - Refer to area schedule

© Copyright Reserved. ColladoCollins Partners LLP

Rev	Notes	Date	By	Aut
P1	Draft Planning Set	17-12-20	PM	
P2	Planning Submission	18-01-12	VC	



Materials Key:

- | | | |
|---|--|---|
| 01 Buff Brick - Smooth Texture | 07 Recessed Brick Panel - Smooth Texture Buff Brick | 11 Concrete Canopy Cladded in Reconstituted Stone To Block Entrance |
| 02 Buff Brick - Rough Texture | 08 Reconstituted Stone Banding | 12 Aluminium Composite Window |
| 03 Red Brick | 09 Metal Railing Balustrade - Dark Grey - Type 1 | 13 Glazed Entrance Door |
| 04 Horizontal Projecting Brick Course - Red Brick | 10 Metal Railing Balustrade - Bronze Colour - Type 2 | 14 Fixed Glazing Panel in Aluminium Frame |
| 05 Perforated Brick Wall - Red Brick | | 15 Metal Louvres |
| 06 Off White Brick | | |

ColladoCollins Architects

17-19 Foley Street
 London W1W 6DW
 T 020 7580 3490
 F 020 7580 2917
 info@colladocollins.com
 www.colladocollins.com

Date: 12/01/18
 Drawn By: LB
 Checked by: PM
 Scale @ A1: As indicated
 Scale @ A3:
 CAD File No:

Plus Estates (WGC) Limited and
 Metropolitan Housing Trust
 Former Shredded Wheat Factory
 1/100 Elevations Block 8 Ext

PLANNING
 16037

P3(S)-100

P2
 Revision