

1 Block 02A Roof Plan

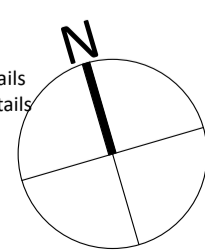
1 : 100 @A1

NOTES

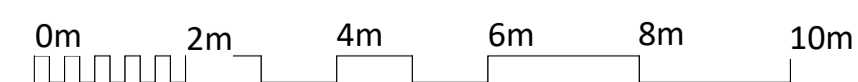
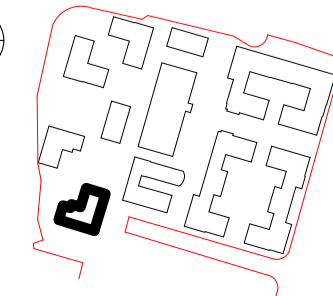
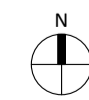
CONSULTANTS
 - Refer to highways consultant's drawings for details
 - Refer to landscape consultant's drawings for details
 - Landscaping layout is indicative only

AREAS
 - Refer to area schedule

© Copyright Reserved. ColladoCollins Partners LLP



Rev	Notes	Date	By	Auth
P1	DRAFT issue for Planning	17-12-12	CS	FvB
P2	Planning Submission	18-01-12	CS	FvB



VISUAL SCALE 1:100 @ A1

ColladoCollinsArchitects

17-19 Foley Street
 London W1W 6DW
 T 020 7580 3490
 F 020 7580 2917
 info@colladocollins.com
 www.colladocollins.com

Date: 12/17
 Drawn By: MD
 Checked by: FVB
 Scale @ A1: 1 : 100
 Scale @ A3: 1 : 200
 CAD File No:

Plutus Estates (WGC) Limited and
 Metropolitan Housing Trust

Former Shredded Wheat Factory
 Block 02A - Roof Plan

PLANNING
 16037

P1(N-02)-102

P2
 Revision