
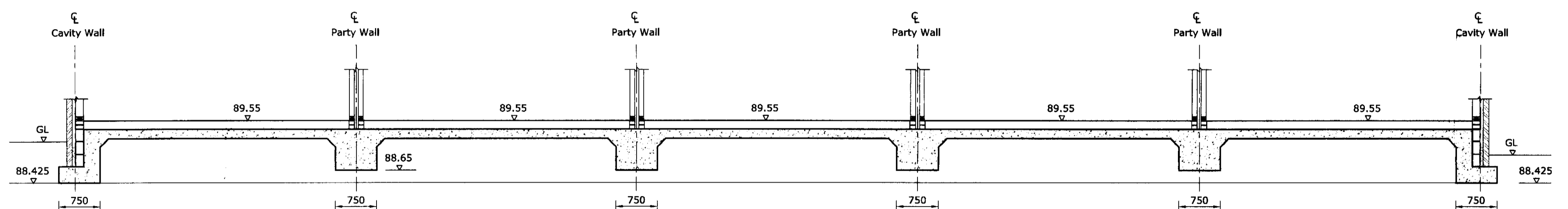
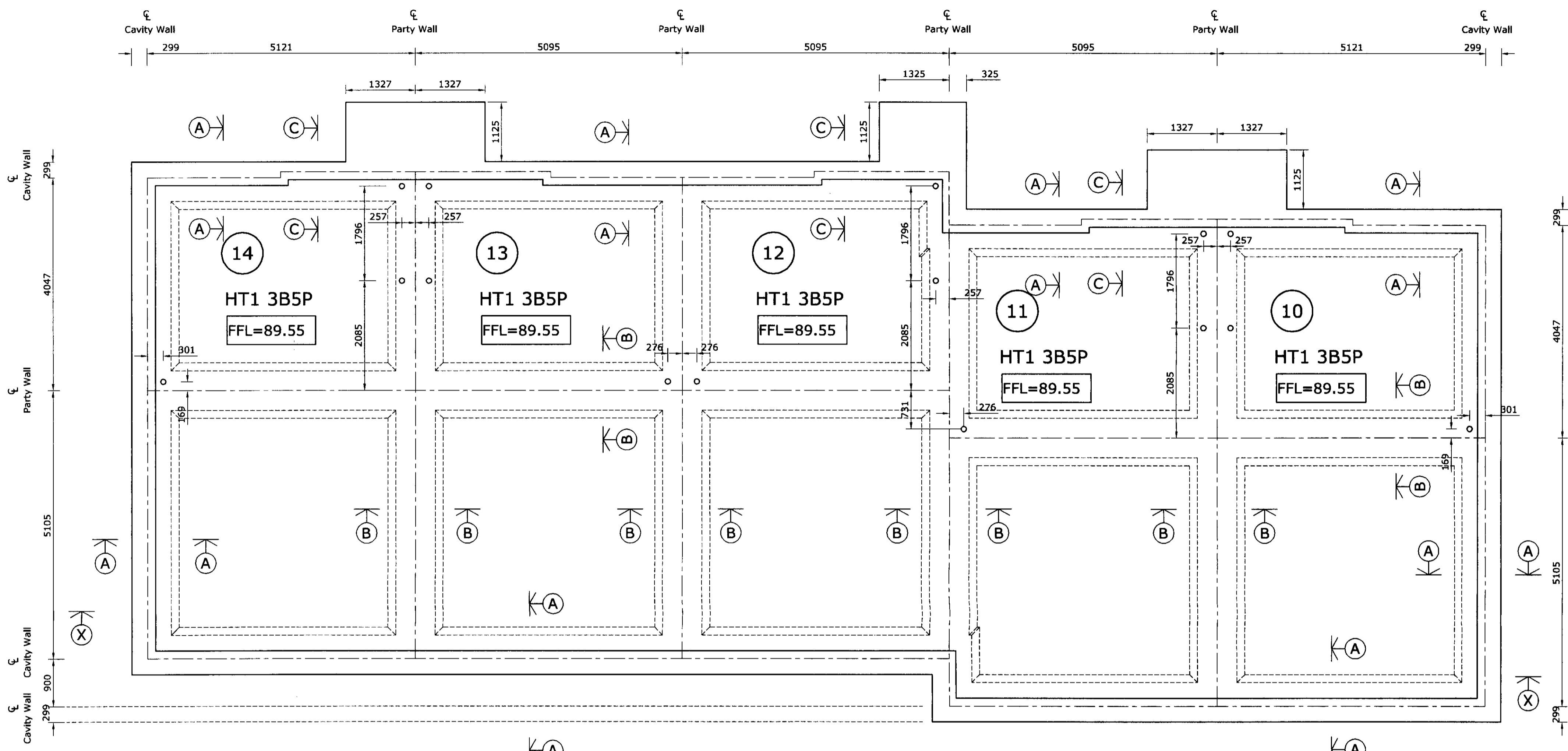


If there should be any doubt or query regarding the interpretation of the information given on this Drawing, please enquire directly to Rolton Group Ltd before executing such part of the works.

The contents of this drawing are strictly confidential and must not in any circumstances be copied, shown, published or otherwise disclosed to anyone outside the Rolton Group without express consent in writing.



- NOTES:
- 1). All works to be carried out in accordance with 'construction' Issue drawings only.
 - 2). This drawing is to be read in conjunction with all relevant inspace drawings for levels, setting out & superstructure details.
 - 3). All dimensions are to be cross-checked with places for people working drawings & any discrepancies are to be reported at once.
 - 4). For exact detailing of floor finishes/ Insulation etc to achieve correct acoustic and thermal performance, reference should be made to R3A drawings/ details.



SECTION X-X
1:50

THIS DRAWING IS BASED ON R3A ARCHITECTS DRAWING No. 5678 B-(E)-101 P2

THIS DRAWING IS TO BE READ IN CONJUNCTION WITH ROLTON GROUP DRAWING 07-0130/F/201 FOR REINFORCEMENT LAYOUT AND DRAWING 07-0130/F/202-203 FOR SECTIONS.

ALL DIMENSIONS TO BE CROSS CHECKED BY INSPACE PARTNERSHIPS PRIOR TO CONSTRUCTION



ROLTON GROUP
ENGINEERING THE FUTURE

Telephone +44 (0)870 726 0000
Fax +44 (0)870 726 0222
www.rolton.com

- THE CHARLES PARKER BUILDING
MIDLAND ROAD, HIGHAM FERRERS
NORTHANTS NN10 8DN
- NO 1 MINERVA BUSINESS PARK
LYNCH WOOD
PETERBOROUGH PE2 6FT
- NO 6 THE COURTYARD
WARWICK ROAD, SOLIHULL
WEST MIDLANDS B91 3DA
- NO 16 NAPIER COURT
BARLBOROUGH LINKS
DERBYSHIRE S43 4PZ



INSPACE PARTNERSHIPS	
REVIEWED	
PRELIMINARY	STATUS
FOR COMMENT	A
FOR CONSTRUCTION	B
SIGNED	C
DATE	

Rev.	Date	Description of Issue	Chkd
C1	01.09.08	Construction Issue	SHO
P2	22.07.08	Layout/Section amended	SHO
P1	04.04.08	Preliminary Issue	SHO

Issue Purpose:
CONSTRUCTION

Project:
**INSPACE PARTNERSHIPS
HATFIELD,
HERTFORDSHIRE**

Drawing Title:
**BLOCK B, TYPICAL RAFT
FOUNDATION
GENERAL ARRANGEMENT**

Designer's Risk Assessment Reference:
XDRA001

Specification Reference:
SEE NOTES

Drawn By: **NT** Checked By: **SHO**

Scales: **1:50@A1** Date: **04.04.08**
1:100@A3

Drawing No. _____ Rev. _____

07-0130/F/200 C1
Copyright © Rolton Group Ltd 2008

02/03/2008
2009/2/4