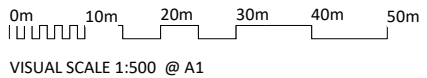



NOTES
 CONSULTANTS
 - Refer to highways consultant's drawings for details
 - Refer to landscape consultant's drawings for details
 - Landscaping layout is indicative only


AREAS
 - Refer to area schedule

© Copyright Reserved. ColladoCollins Partners LLP

Rev	Notes	Date	By	Auth
P1	Planning Issue	06-11-2020	SM	FvB
P2	Revised Planning Issue	12-03-2021	SM	FvB
P3	Revised Submission	07-03-2022	LB	FvB



 Site Boundary of Existing Land Ownership

 Proposed Site Area

ColladoCollinsArchitects

17-19 Folley Street
 London W1W 6DW
 T 020 7580 3490
 F 020 7580 2917
 info@colladocollins.com
 www.colladocollins.com

Date: 06/18/14
 Drawn By: SM
 Checked by: FvB
 Scale @ A1: 1 : 500
 Scale @ A3: 1 : 1000
 CAD File No:

Wheat Quarter Limited
 Former Shredded Wheat Factory

PLANNING
 18036

E0-100

P3
 Revision