

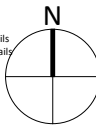


-  Proposed Site Area
-  Site Boundary of Existing Land Ownership

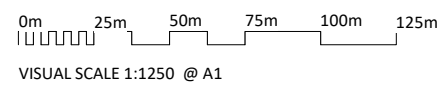
**NOTES**  
 CONSULTANTS  
 - Refer to highways consultant's drawings for details  
 - Refer to landscape consultant's drawings for details  
 - Landscaping layout is indicative only

**AREAS**  
 - Refer to area schedule



© Copyright Reserved. ColladoCollins Partners LLP

Rev	Notes	Date	By	Auth
P1	Planning Issue	06-11-2020	SM	FvB
P2	Revised Planning Issue	12-03-2021	SM	FvB
P3	Revised Submission	07-03-2022	LB	FvB




**ColladoCollinsArchitects**

17-19 Folley Street  
 London W1W 6DW  
 T 020 7580 3490  
 F 020 7580 2917  
 info@colladocollins.com  
 www.colladocollins.com

Date: 17/11/24  
 Drawn By: PM  
 Checked by: FvB  
 Scale @ A1: 1 : 1250  
 Scale @ A3: 1 : 2500  
 CAD File No:

Wheat Quarter Limited  
 Former Shredded Wheat Factory



**PLANNING**  
 18036

E0-001