

Plant Schedule

Proposed Woodland Mix

Species	Common Name	Age/Pot Size	Height (cm)	%	N°
Acer campestre	Field Maple	1+1	45 / 60	22	19
Betula pendula	Silver Birch	1+1	45 / 60	15	13
Corylus avellana	Hazel	1+1	45 / 60	14	13
Crataegus monogyna	Hawthorn	1+1	45 / 60	35	13
Ilex aquifolium	Holly	3L	45 / 60	07	6
Prunus avium	Wild Cherry	1+1	45 / 60	07	6
					45

To be planted in random pattern at approximately 2.0m centres in groups of 3-5 of the same species. All plants to be provided with a mulch mat and spiral guard supported by a cane.

Proposed Tree Planting

Species	Common Name	Ht (m) / Girth(cm)	N°
Pinus sylvestris	Scots Pine	2.5-3.0m Fthd, Container Grown	7
Acer campestre	Field Maple	12/14 Heavy Standard, BR	7

Each tree to be short staked and provided with a guard and mulch mat. Plants to be watered immediately after planting with minimum 20l water per plant.

Proposed Native Hedge Mix

Species	Common Name	Age/Pot Size	Height (cm)	%	N°
Acer campestre	Field Maple	1+1	45 / 60	20	472
Betula pendula	Silver Birch	1+1	45 / 60	15	354
Corylus avellana	Hazel	1+1	45 / 60	15	354
Crataegus monogyna	Hawthorn	1+1	45 / 60	45	1061
Ilex aquifolium	Holly	3L	45 / 60	10	236
					2,477

Hawthorn Hedge

Species	Common Name	Age/Pot Size	Height (cm)	%	N°
Crataegus monogyna	Hawthorn	1+1	45 / 60	100	251

All hedges to be planted in a double staggered row with 300mm between rows and at 500mm centres. Native hedges to be planted in groups of 3-5 of the same species. All plants to be provided with a mulch mat and spiral guard supported by a cane. All hedge planting areas to be dressed with a minimum 50-75mm mulch layer, consisting of medium chipped tree bark. Plants to be watered immediately after planting with minimum 5l water per plant. Hawthorn hedge to be managed to a final height of 1.2m. Native hedge to be clipped on sides only to allow screen to develop.

Ornamental Mix

Species	Common Name	Pot Size	Height (cm)	%	N°
Potentilla fruticosa	'Abbots Wood'	3L	Ht 45 / 60	500mm centres	768
Crocsmia x crocosmiflora	'George Davidson'	2L	2L pot	300mm centres	1,887 2,655

Prepared beds to be installed with proprietary geo-textile weed suppressant membranes prior to planting. Membrane to be pegged in place with minimum 200mm overlaps. Plants to be evenly spaced over the allocated area in a random fashion, avoiding straight lines. Planting beds to be mulched to a depth of 50-75mm with medium grade mulch. Plants to be watered immediately after planting with minimum 5l water per plant.

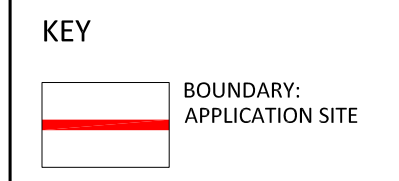
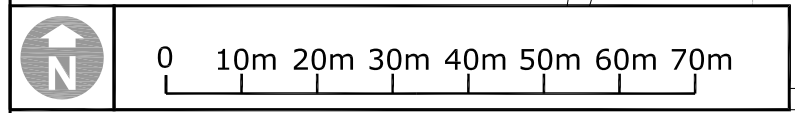
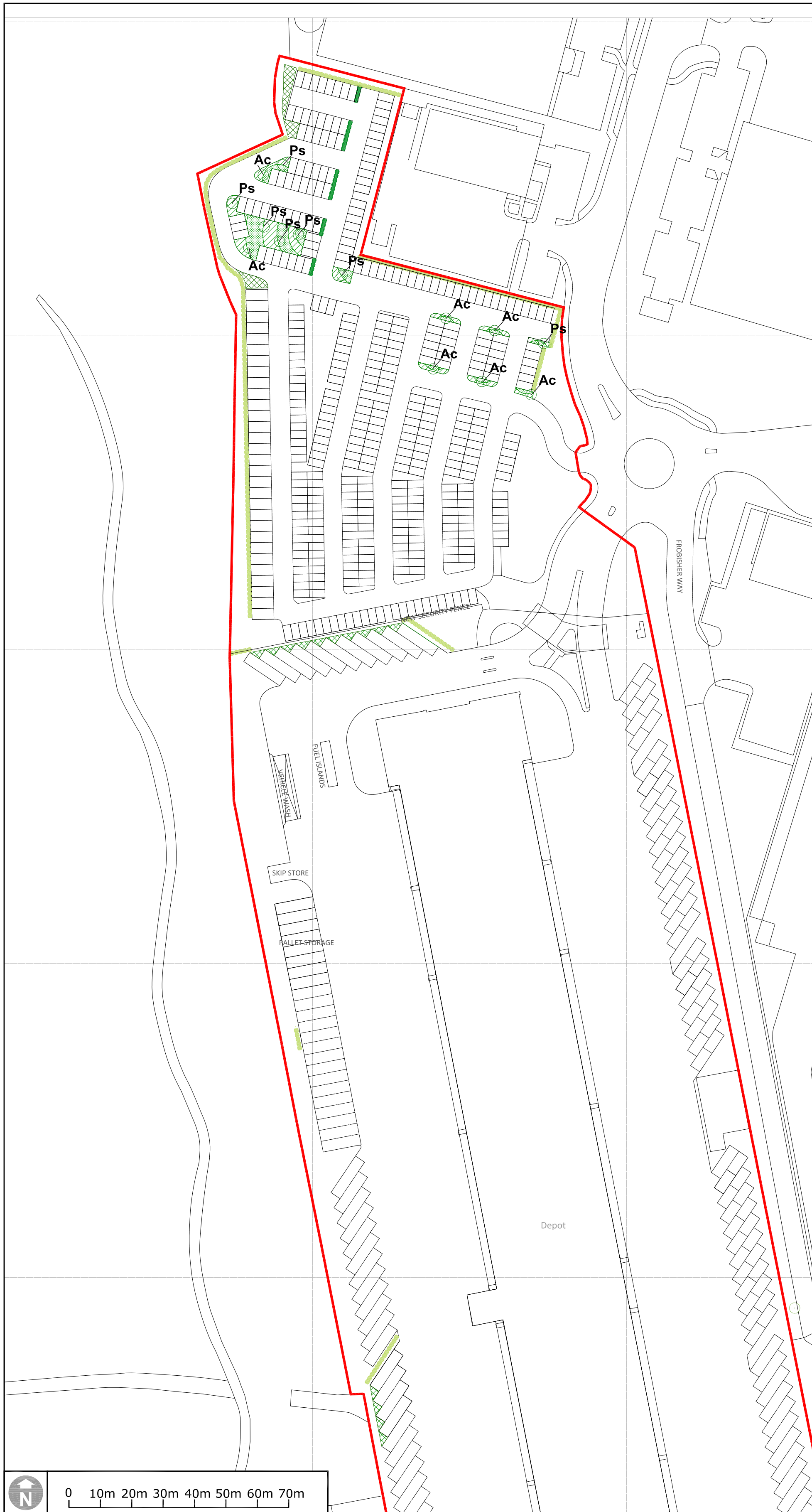
Notes

Related Drawings: DJA Drawing based on
-V+G drawing ref 5157-004 - Revised parking layout, dated July 2016

Issue: Drawn by David Jarvis Associates Limited (CROWN COPYRIGHT. ALL RIGHTS RESERVED 2015 LICENCE NUMBER 0100031). This drawing is for Planning purposes only - Do not use this drawing for Construction. The information contained in the drawing should be used as a guide to the final forms and finishes of the landscape scheme. Any revisions to be approved by the Client and Local Authority

Scaling: Do not scale this drawing. Use given dimensions only.

Survey: Original survey provided by the Client.



Rev.	Date	Description	Drawn	Checked
P1	15/11/2016	Issued for planning	JL	AK
P2	01/03/17	Comments from County Landscape Officer	AK	JM

Client
TRENPORT

Project
YODEL DEPOT

Drawing Title
PLANTING PLAN

Scale
1:1000

Sheet Size
A2

Date
NOV 2016

Client Ref. Drawing Ref. Drawing No. Status
- **2530-4-1** **DR-0002** **S5-P2**

Status
PLANNING

DAVID JARVIS ASSOCIATES

DAVID JARVIS ASSOCIATES LIMITED
1 Tenynson Street Swindon Wiltshire SN1 5DT
t: 01793 612173
e: mail@davidjarvis.biz
w: www.davidjarvis.biz