

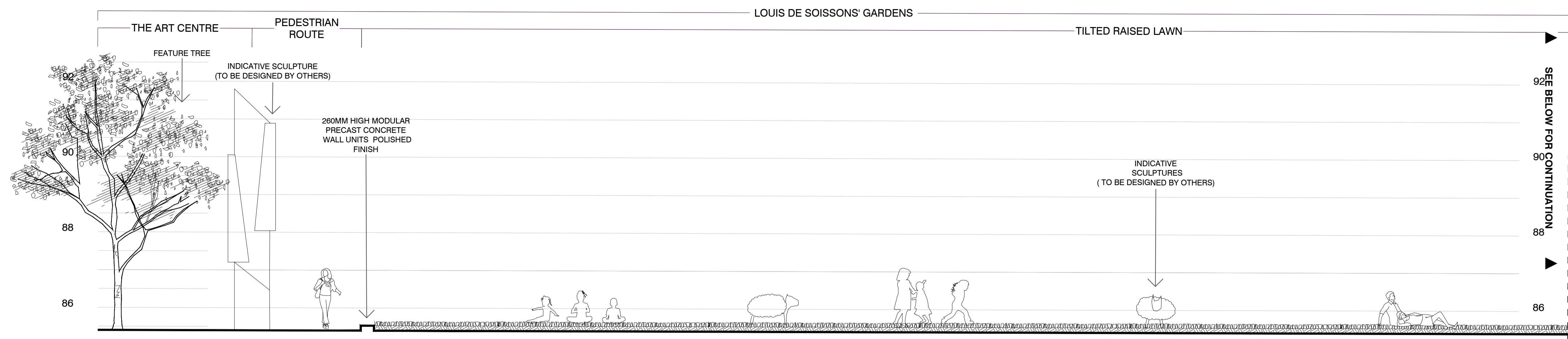
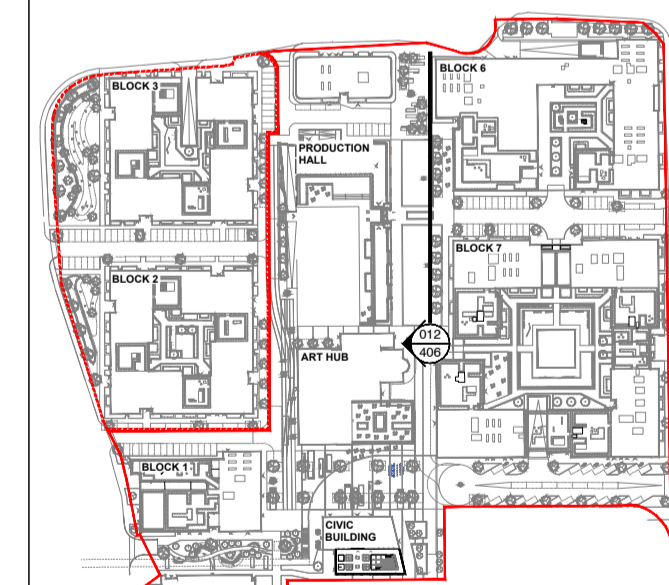


This drawing is the property of Bradley Murphy Design Ltd. Copyright is reserved by them and the drawing is issued on the condition that it is not copied, reproduced, retained nor disclosed to any unauthorized person either wholly or in part without the consent of Bradley Murphy Design Ltd.

- NOTES:
1. THIS DRAWING IS BASED ON BMD 20.019.DR.P001
 2. THIS DRAWING SHOULD BE READ IN CONJUNCTION WITH ALL OTHER LANDSCAPE DRAWINGS AND DOCUMENTS
 3. THIS DRAWING IS NOT INTENDED FOR CONSTRUCTION
 4. DO NOT SCALE FROM THIS DRAWING
 5. ANY DISCREPANCIES WITHIN THIS DRAWING OR BETWEEN THIS DRAWING AND ANY OTHER INFORMATION IS TO BE REPORTED TO BMD FOR CLARIFICATION



SECTION LOCATION PLAN



Rev	Description	Date
A	UPDATED TO LATEST LAYOUT	08/01/20

PLANNING

Bradley Murphy Design Ltd
 6 The Courtyard
 Hatton Technology Park
 Dark Lane
 Hatton
 Warwickshire
 CV35 8XB

t: 0126 676496
 e: info@bradleymurphydesign.co.uk
 www.bradleymurphydesign.co.uk

Client



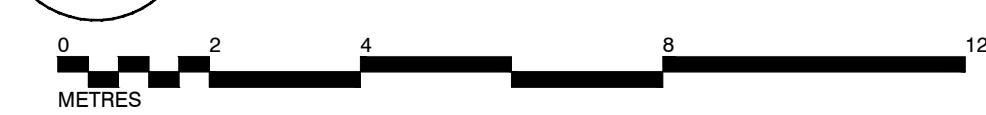
WHEAT QUARTER LIMITED

Project
 Former Shredded Wheat Factory - North Side

Drawing Title
 Detailed Section 012 (Sheet 6 of 9)

Drawn	Checked	Approved	Date
ZG	MP	RW	16/10/2020
Job No.	Scale	Sheet Size	Revision
20.019	1:100	A1	A
Drawing Number			
BMD.20.019.DR.P406			

012
406 LOUIS DE SOISSONS' GARDEN SECTION



SCALE - 1:100