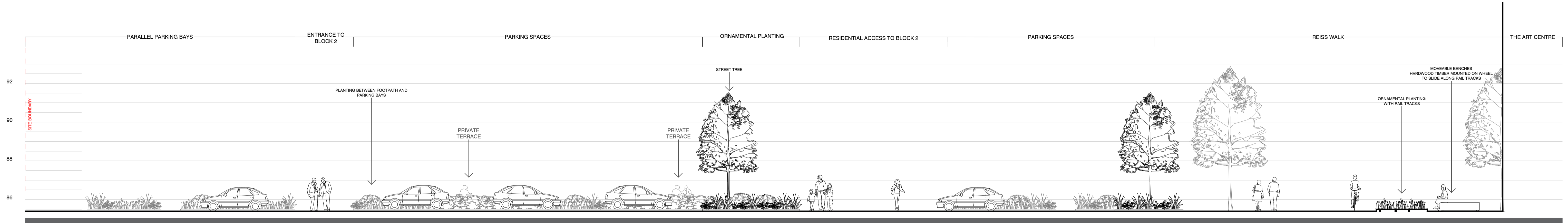


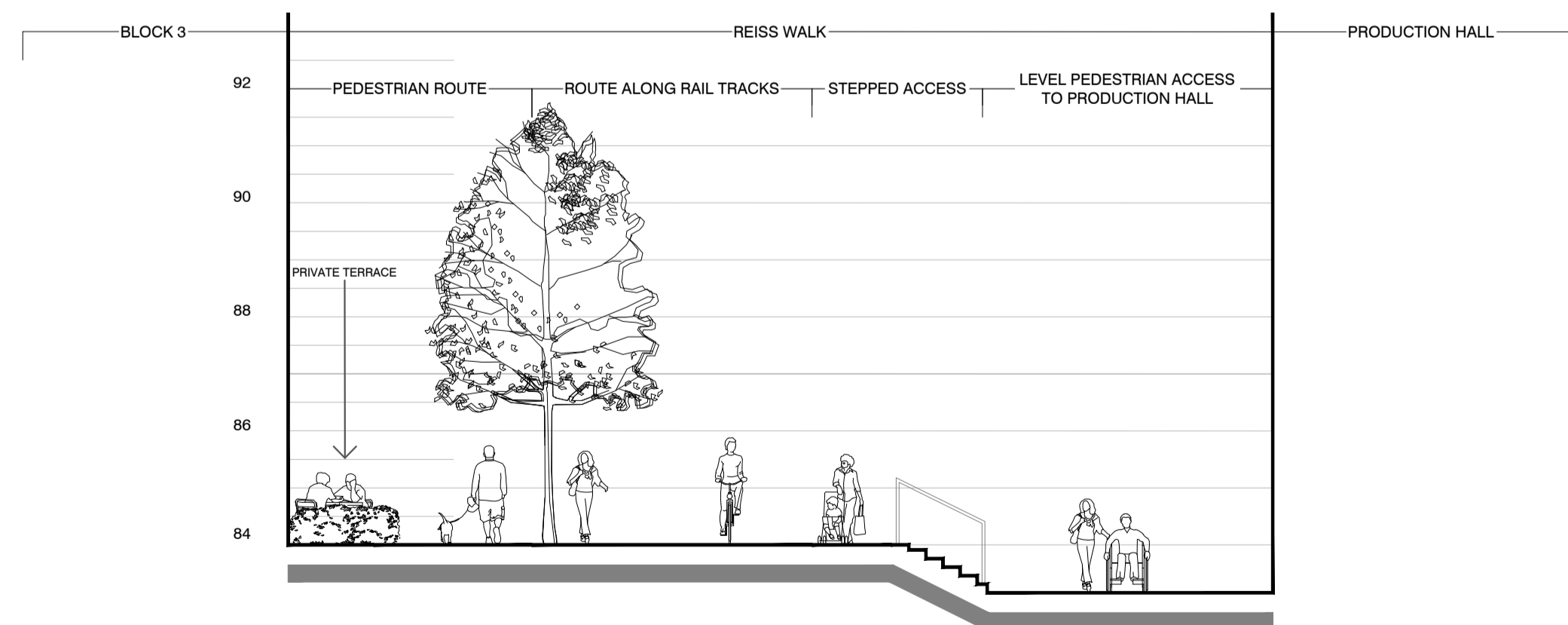
This drawing is the property of Bradley Murphy Design Ltd. Copyright is reserved by them and the drawing is issued on the condition that it is not copied, reproduced, retained nor disclosed to any unauthorized person either wholly or in part without the consent of Bradley Murphy Design Ltd.

- NOTES:
1. THIS DRAWING IS BASED ON BMD 20.019.DR.P001
 2. THIS DRAWING SHOULD BE READ IN CONJUNCTION WITH ALL OTHER LANDSCAPE DRAWINGS AND DOCUMENTS
 3. THIS DRAWING IS NOT INTENDED FOR CONSTRUCTION
 4. DO NOT SCALE FROM THIS DRAWING
 5. ANY DISCREPANCIES WITHIN THIS DRAWING OR BETWEEN THIS DRAWING AND ANY OTHER INFORMATION IS TO BE REPORTED TO BMD FOR CLARIFICATION



010
405 RESIDENTIAL STREET AND REISS WALK SECTION

SCALE - 1:100

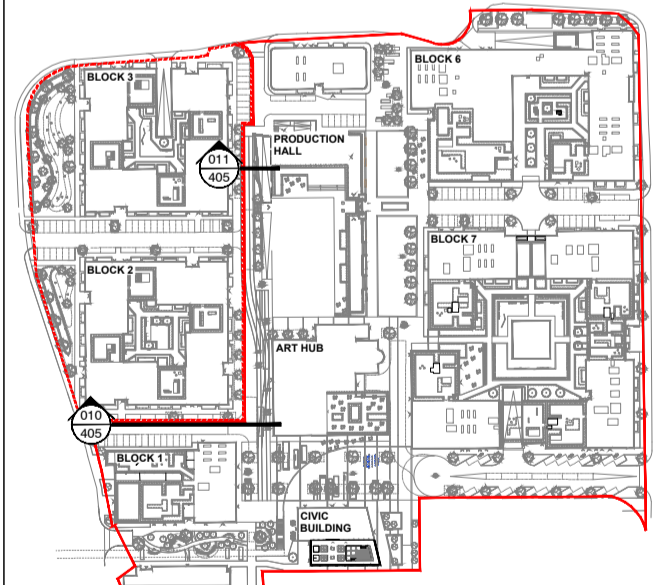


011
405 REISS WALK BLOCK 3 SECTION

SCALE - 1:100



SECTION LOCATION PLAN



Rev	Description	Date
A	UPDATED TO LATEST LAYOUT	08/01/20

PLANNING

Bradley Murphy Design Ltd
6 The Courtyard
Hatton Technology Park
Dark Lane
Hatton
Warwickshire
CV35 8XB



t: 01926 676496
e: info@bradleymurphydesign.co.uk
www.bradleymurphydesign.co.uk

WHEAT QUARTER LIMITED

Project
Former Shredded Wheat Factory - North Side

Drawing Title
Detailed Sections 010&011 (Sheet 5 of 9)

Drawn	Checked	Approved	Date
ZG	MP	RW	16/10/2020
Job No.	Scale	Sheet Size	Revision
20.019	1:100	A1	A
Drawing Number BMD.20.019.DR.P405			