

MATERIAL NOTES

- 01 PALE BUFF BRICK
- 02 PALE BUFF BRICK WITH PROJECTING FEATURE COURSE
- 03 DARK BUFF BRICK WITH PROJECTING FEATURE COURSE
- 04 RECONSTITUTED STONE FEATURE BAND
- 05 WINDOW/ DOOR SET - DARK BRONZE METAL EFFECT
- 06 RAILINGS - DARK BRONZE METAL EFFECT
- 07 CERAMIC TILE CLADDING
- 08 ROOF TOP PLANT




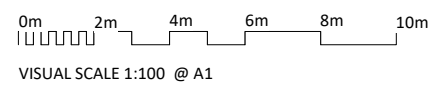
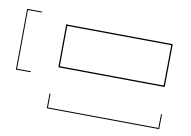
1 West elevation as proposed
1 : 100 @A1



2 South elevation as proposed
1 : 100 @A1

NOTES
CONSULTANTS
- Refer to highways consultant's drawings for details
- Refer to landscape consultant's drawings for details
- Landscaping layout is indicative only
AREAS
- Refer to area schedule
© Copyright Reserved. ColladoCollins Partners LLP

Rev	Notes	Date	By	Auth
P1	Planning issue	20-11-06	JP	FvB



ColladoCollinsArchitects
17-19 Foley Street
London W1W 6DW
T 020 7580 3490
F 020 7580 2917
info@colladocollins.com
www.colladocollins.com
Date: 06/11/20
Drawn By: JP
Checked by: FvB
Scale @ A1: As indicated
Scale @ A3: 1 : 200
CAD File No:

Wheat Quarter Limited
Former Shredded Wheat Factory
Block 6E, South and West Elevations
PLANNING
18036
P3-6E-101