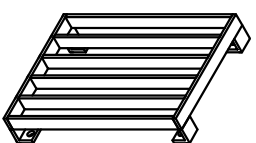
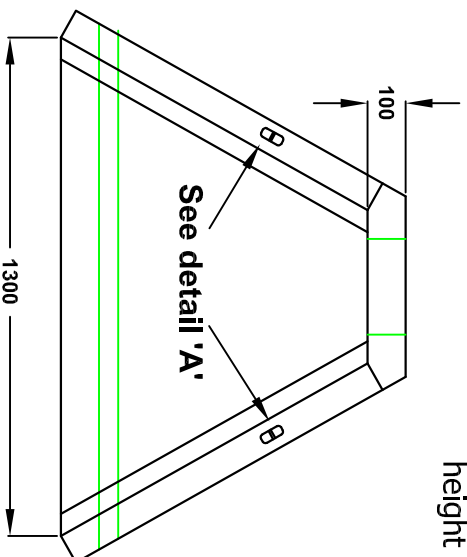



# SPILLWAY HEADWALL H3C (DRAINAGE OUTFALL)

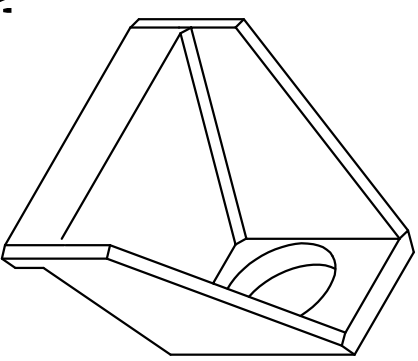
Opening in back wall cast to suit the outside diameter pipe at invert height to opening as required.



**Detail 'B'**



Lifting ring clutch



**Detail 'A'**

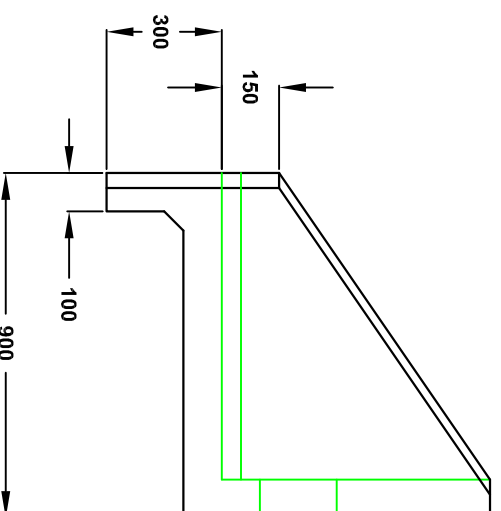
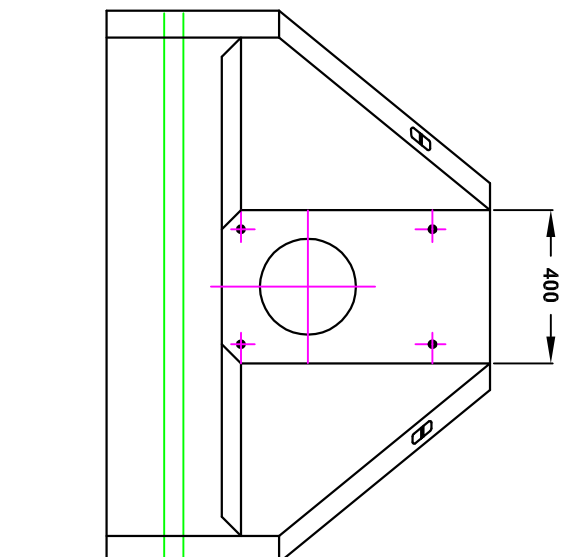
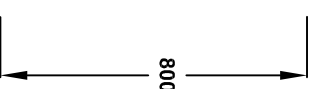
'Cast in' Universal anchor point

## Installation

Units should be bedded on minimum 100mm of semi-dry concrete. Sit the headwall level or with a slight fall from pipe to spill mouth.  
For full detailed installation instructions contact ALTHON Ltd, 01603 488700

**Material:** Reinforced concrete  
**Weight** approximately 540kg

All dimensions in mm



ALTHON LIMITED, VULCAN ROAD SOUTH, NORWICH, NR6 6AF  
TEL 01603 488700 FAX 01603488598 www.althon.co.uk