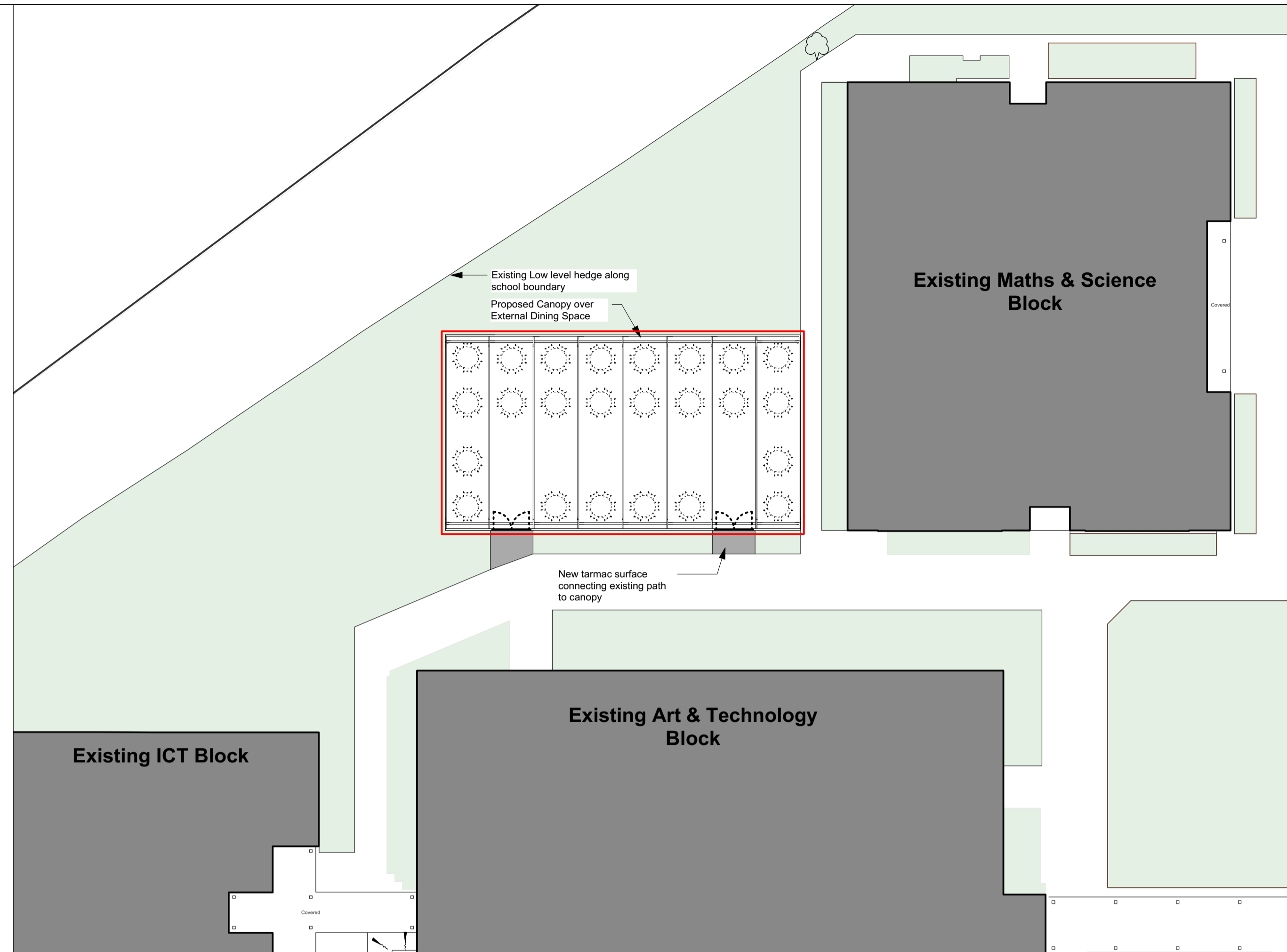


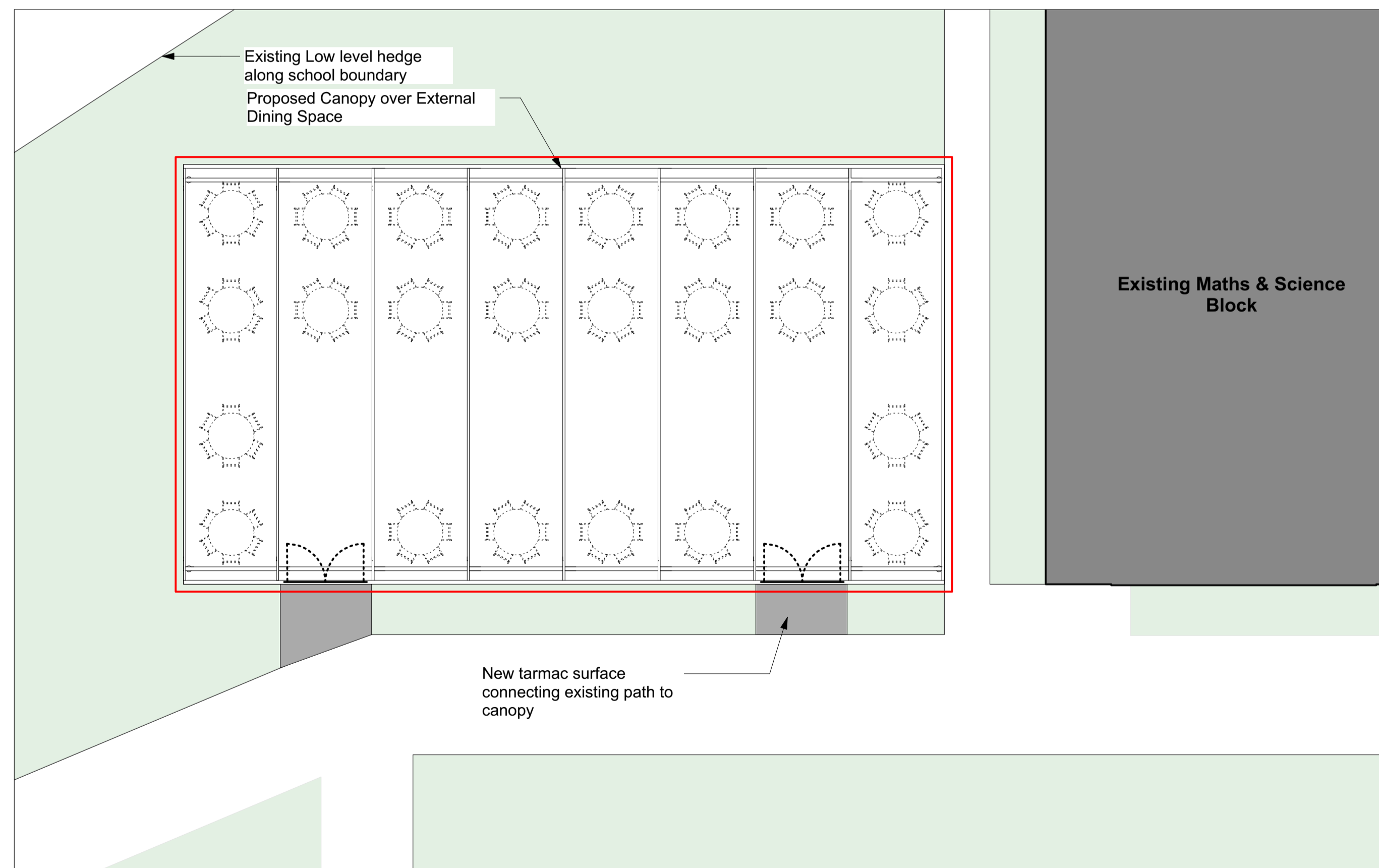
Proposed Location Plan
Scale 1:1250

0 1020304050 M



Proposed Site Plan
Scale 1:200

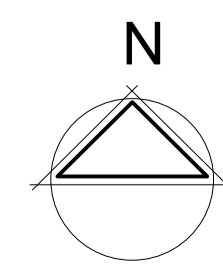
0 1 2 3 4 5 M



Proposed Plan
Scale 1:100

0 1 2 3 4 5 M

NOTES:
All other design team elements, where indicated, have been imported from the consultant's drawings and reference should be made to the individual consultant's drawings for exact setting out, size and type of component.
Discrepancies and / or ambiguities within this drawing, between it and the information given elsewhere, must be reported immediately to the architect for clarification before proceeding.
All works are to be carried out in accordance with the latest British Standards and Codes of Practice unless specifically directed otherwise in the specification.
Responsibility for the reproduction of this drawing in paper form, or if issued in electronic format, lies with the recipient to check that all information has been replicated in full and is correct when compared to the original paper or electronic image. Graphical representations of equipment on this drawing have been co-ordinated, but are approximations only. Please refer to the Specifications and / or Details for actual sizes and / or specific contractor construction information.



Lyster Grillet & Harding
Architect
1 Pemberton Place
Cambridge CB2 1XB
01223 351626

admin@lgharchitects.com
www.lgharchitects.com
Copyright © 2010 Lyster Grillet & Harding Ltd. All rights reserved.

job title
External Dining Canopy
date
September 2020
drawn
TM
scales
As indicated

client
Chancellor's School
building + drawing title
Proposed Location & Site Plan

Rev.	Date	Notes	By	Chk
-	-	-	-	-
Clouded Areas Indicate revisions since last issue				
work stage				Developed Design
drawing status				Planning
job no. + work stage + building + drawing no.				2207 3 00 0002
revision				-