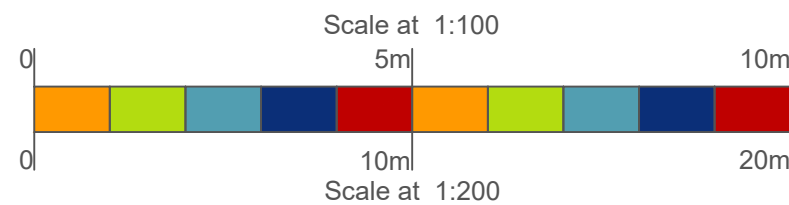
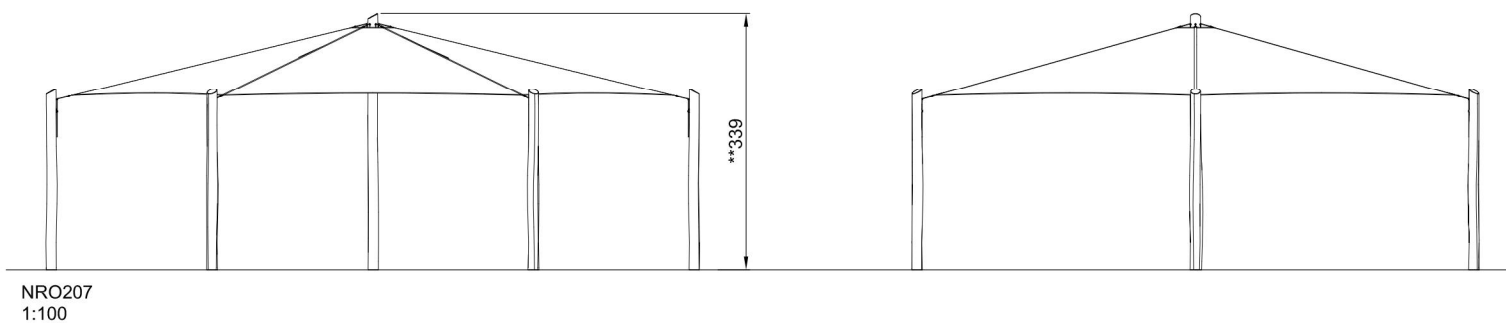
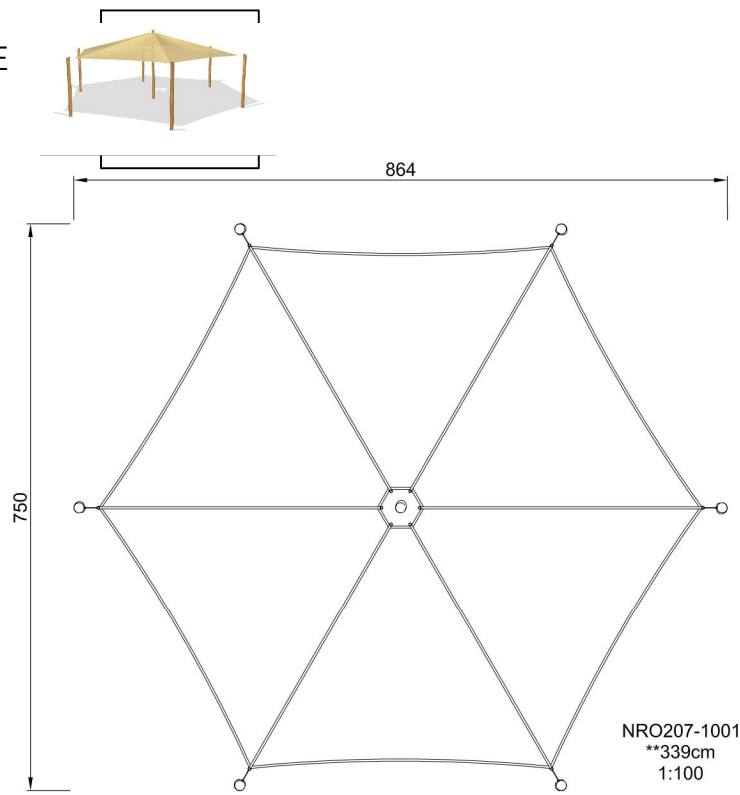


# STANBOROUGH PARK NORTH PLAY AREA

WELWYN HATFIELD B.C

14. COTTAGE SUNSHADE  
Ref NRO207



Design assumes the site will be levelled by other (max. gradient 1:100), free draining and with good access  
Quotation and design is submitted site unseen, we reserve the right, following a full site survey to amend the design appropriately.  
Areas and dimensions shown are critical for compliance with European safety standards En1176 & En1177, if in doubt ask.  
Grass areas should be well established prior to grass mat safety surfacing being laid.



KOMPAN Ltd.  
21 Roebuck Way  
Milton Keynes  
MK5 8HL

www.KOMPAN.co.uk  
T:01908 201002  
F:01908 201007  
E:KOMPAN.UK@KOMPAN.com

NOT FOR TENDER ISSUE.

©copyright of this drawing remains the property of KOMPAN Ltd. and the KOMPAN group. This drawing may not be reproduced without prior permission of KOMPAN Ltd. Any infringement will be pursued.

Project STANBOROUGH_PARK		Designed by KR
Client WELWYN_HATFIELD_BC	Date 27/06/2019	Scale 1:100@A3
Drawing No. CAS-27062-R7Y0X3-07	Revision -	