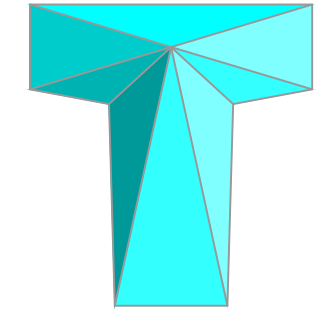


GENERAL NOTES:
 UNLESS OTHERWISE NOTED ALL DIMENSIONS ARE GIVEN IN MILLIMETRES
 ALL DIMENSIONS MUST BE VERIFIED ON SITE BEFORE THE COMMENCEMENT OF WORK OR THE FABRICATION OF ANY ITEM. DISCREPANCIES MUST BE REPORTED TO THE ARCHITECT
 THIS DRAWING IS NOT FOR CONSTRUCTION – FOR BUILDING REGULATIONS – COMPLIANT DETAILS CONTACT TURQUOISE NOISE LTD.
 THIS DRAWING AND DESIGN REMAINS THE COPYRIGHT OF TURQUOISE NOISE LTD. AND MAY NOT BE REPRODUCED WITHOUT PERMISSION

mail@turquoisenoise.com 01707 333984
 twitter.com/@TQNArchitecture

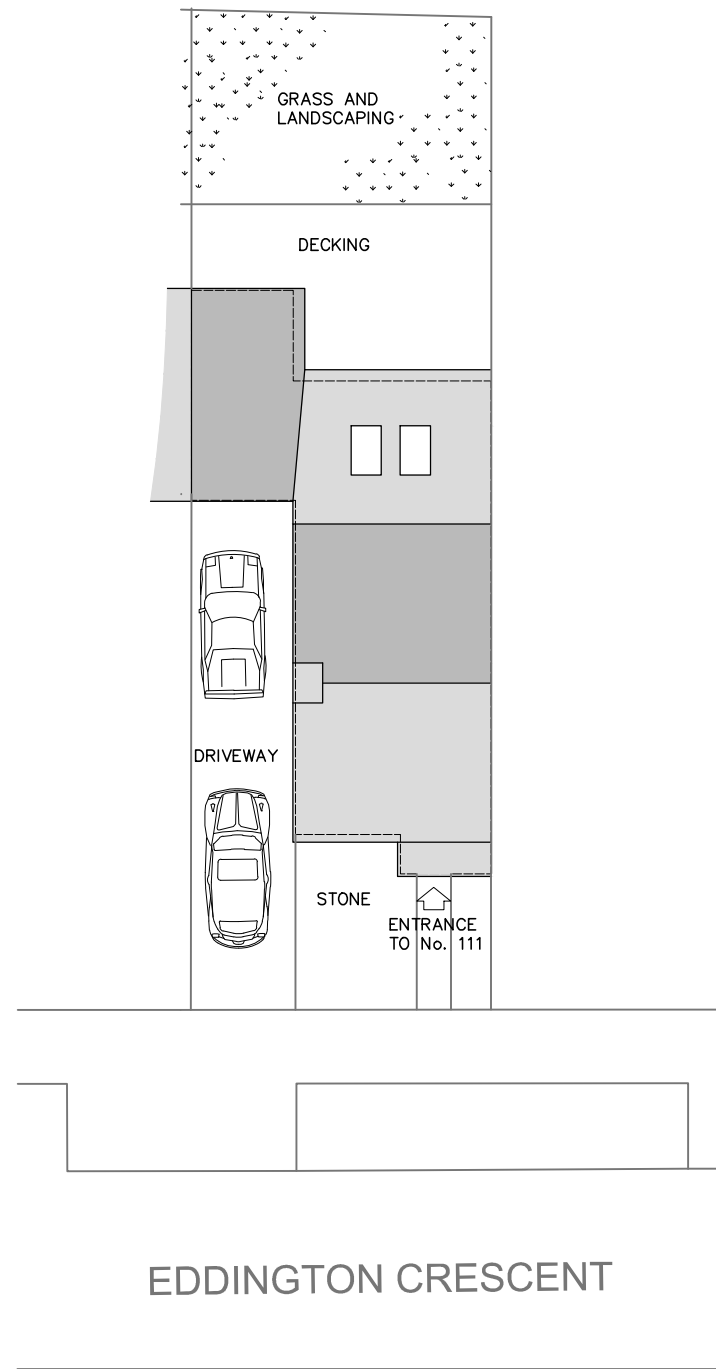


TURQUOISENOISE.COM
 architecture for your home

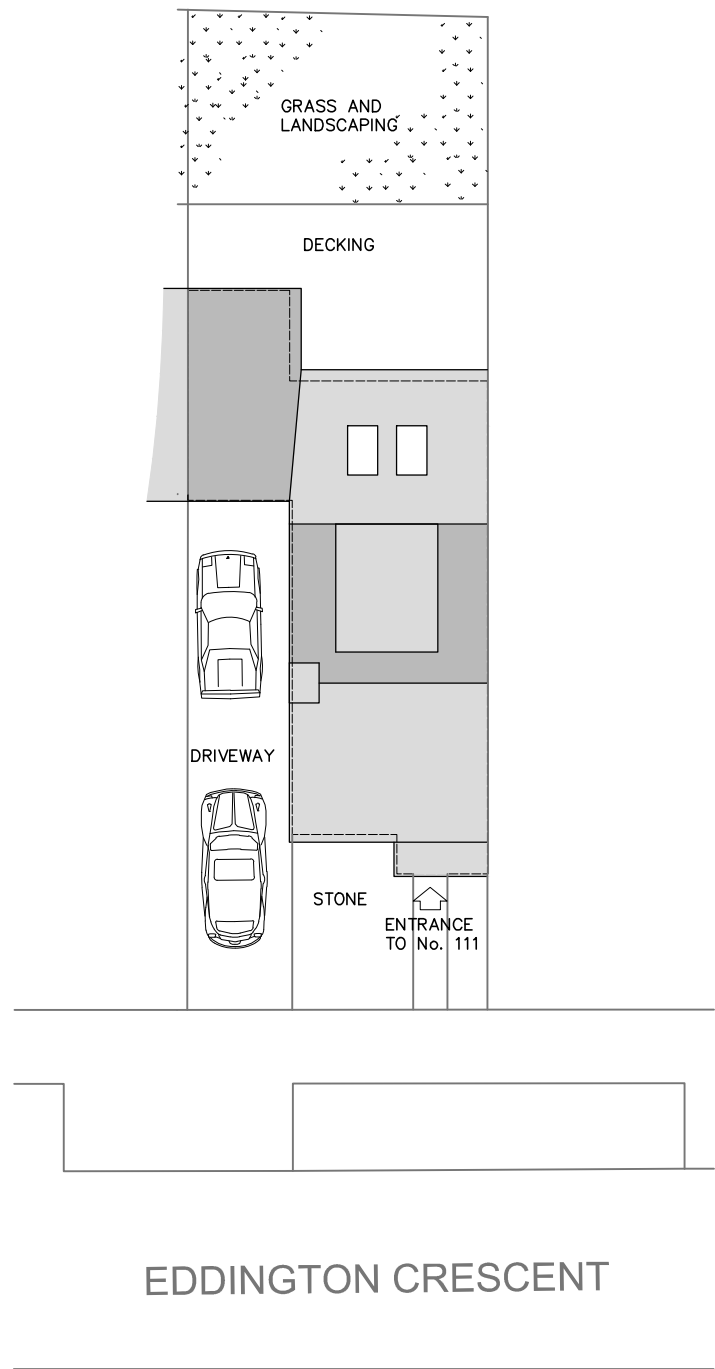


LOCATION PLAN 1:1250

SCALE 1:1250 (IN METRES)



EXISTING AND PROPOSED SITE AND ROOF PLANS 1:200



SCALE 1:200 (IN METRES)

Date of this revision: -

drawn by:	drawn date:	scale:
KRS	MAR 19	VAR @ A3

project:
 111 EDDINGTON CRESCENT
 WELWYN GARDEN CITY, HERTS AL7 4SX
 client:
 MR & MRS N HAMBRIDGE

dwg title:
 LOCATION PLAN, EXISTING AND PROPOSED SITE AND ROOF PLANS

dwg no: 2437 PL 01	rev: -
-----------------------	-----------