




Existing Side Elevation



Existing Front Elevation



Existing Side Elevation



Existing Plan View

SITE ADDRESS: EAST LODGE, JUDGES HILL, NORTHAW, EN6 4NL

NOTES:  
DO NOT SCALE FROM DRAWINGS EXCEPT FOR PLANNING PURPOSES.  
© THIS DRAWING IS THE COPYRIGHT OF PRIMEOAK LTD & MUST NOT BE REPRODUCED IN PART OR WHOLE WITHOUT CONSENT.  
ANY DISCREPANCIES IN THIS DRAWING TO BE REPORTED PRIMEOAK LTD.

CLIENT : MR MASANI  
JOB No. : 35954  
DRAWING No. : 35954 EX  
SCALE :1:100 @ A3  
DATE :3 NOV 17  
DRAWN BY : GE



Prime Oak Ltd.

Whitehouse Farm  
Whitehouse Lane  
Swindon  
South Staffordshire  
DY3 4PE

Tel:01384 296611  
Fax:01384 273118

www.primeoak.co.uk



1:100 scale bar.