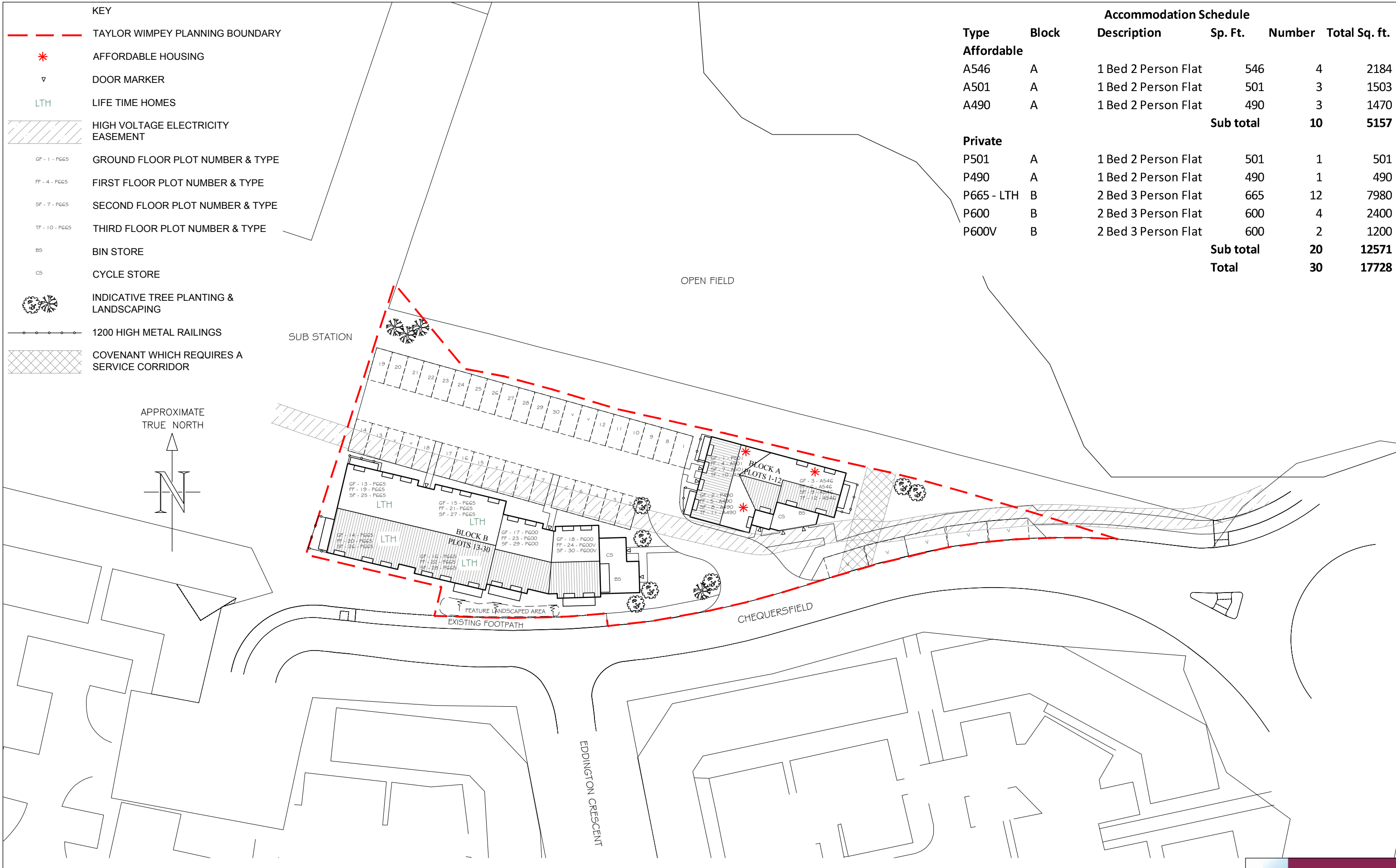
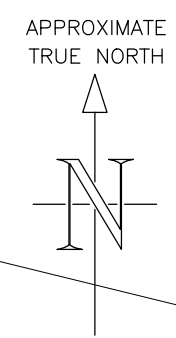
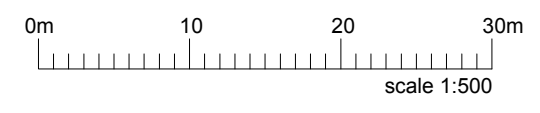


- KEY**
- TAYLOR WIMPEY PLANNING BOUNDARY
 - * AFFORDABLE HOUSING
 - ▼ DOOR MARKER
 - LTH LIFE TIME HOMES
 - HIGH VOLTAGE ELECTRICITY EASEMENT
 - GF - 1 - PG65 GROUND FLOOR PLOT NUMBER & TYPE
 - FF - 4 - PG65 FIRST FLOOR PLOT NUMBER & TYPE
 - SF - 7 - PG65 SECOND FLOOR PLOT NUMBER & TYPE
 - TF - 10 - PG65 THIRD FLOOR PLOT NUMBER & TYPE
 - BS BIN STORE
 - CS CYCLE STORE
 - ❁ INDICATIVE TREE PLANTING & LANDSCAPING
 - 1200 HIGH METAL RAILINGS
 - COVENANT WHICH REQUIRES A SERVICE CORRIDOR



		Accommodation Schedule			
Type	Block	Description	Sp. Ft.	Number	Total Sq. ft.
Affordable					
A546	A	1 Bed 2 Person Flat	546	4	2184
A501	A	1 Bed 2 Person Flat	501	3	1503
A490	A	1 Bed 2 Person Flat	490	3	1470
Sub total				10	5157
Private					
P501	A	1 Bed 2 Person Flat	501	1	501
P490	A	1 Bed 2 Person Flat	490	1	490
P665 - LTH	B	2 Bed 3 Person Flat	665	12	7980
P600	B	2 Bed 3 Person Flat	600	4	2400
P600V	B	2 Bed 3 Person Flat	600	2	1200
Sub total				20	12571
Total				30	17728



LAND NORTH OF CHEQUERSFIELD, WELWYN GARDEN CITY - SITE PLAN (1:500 A3)
 Dwg No: LSD209-01 E

Rev C: Balconies removed from plots 3, 6, 9 & 12 due to position of covenant.
 Rev D: Boundary line amended to suit title plan boundary. Apartment layouts and arrangement of parking and apartments amended to suit.
 Rev E: Schedule updated to suit amended apartment types.

