

- General Notes**
- These drawings are to be read in conjunction with all relevant Architect's and Engineer's drawings and specifications.
 - Except where specific dimensions are shown on these drawings, all setting out shall be in accordance with the architects drawings and specifications. Any discrepancy between these drawings and the architects drawings or the actual site dimensions should be referred to the engineer immediately and confirmed in writing. The contractor is responsible for the accuracy of all dimensions and the setting out.
 - All materials and workmanship to be in accordance with relevant British Standards and recognised codes of practice.
 - Do not scale from these drawings. If in doubt, ask.
 - All dimensions are in millimetres unless noted otherwise.
 - All proprietary materials to be in accordance with manufacturers specifications and to Engineer's approval.
 - Refer to Drg. No.00 for Structural Specification

NOTE:

Architectural details & locations shown indicative only. Refer to Trant drawings for detailed design & dimensions.

Final set out and location of all steel members is subject to confirmation of all dimensions on site prior to fabrication.



GAP LTD
GODSELL • ARNOLD
 PARTNERSHIP LTD

7 Arrowsmith Court
 Station Approach
 Broadstone
 Dorset BH18 8AX
 Tel 01202 600 900
 Fax 01202 640 317
 www.gaptd.eu.com

Consulting Civil and Structural Engineers

GAP Project No: 18104

TRANT

TRANT Engineering Ltd.
 Head Office: Rushington House,
 Rushington,
 Southampton SO40 8LT.
 Telephone: (023) 8066 5544
 E-Mail: engineering@trant.co.uk

Rev.	Description	Drawn	Check	Date
A	Preliminary Issue	AP	SA	11.09.18

"P" Preliminary "T" Tender "C" Construction "R" Record

Affinity Water

Affinity Water Limited
 Tamblin Way
 Hatfield
 Herts. AL10 9EZ

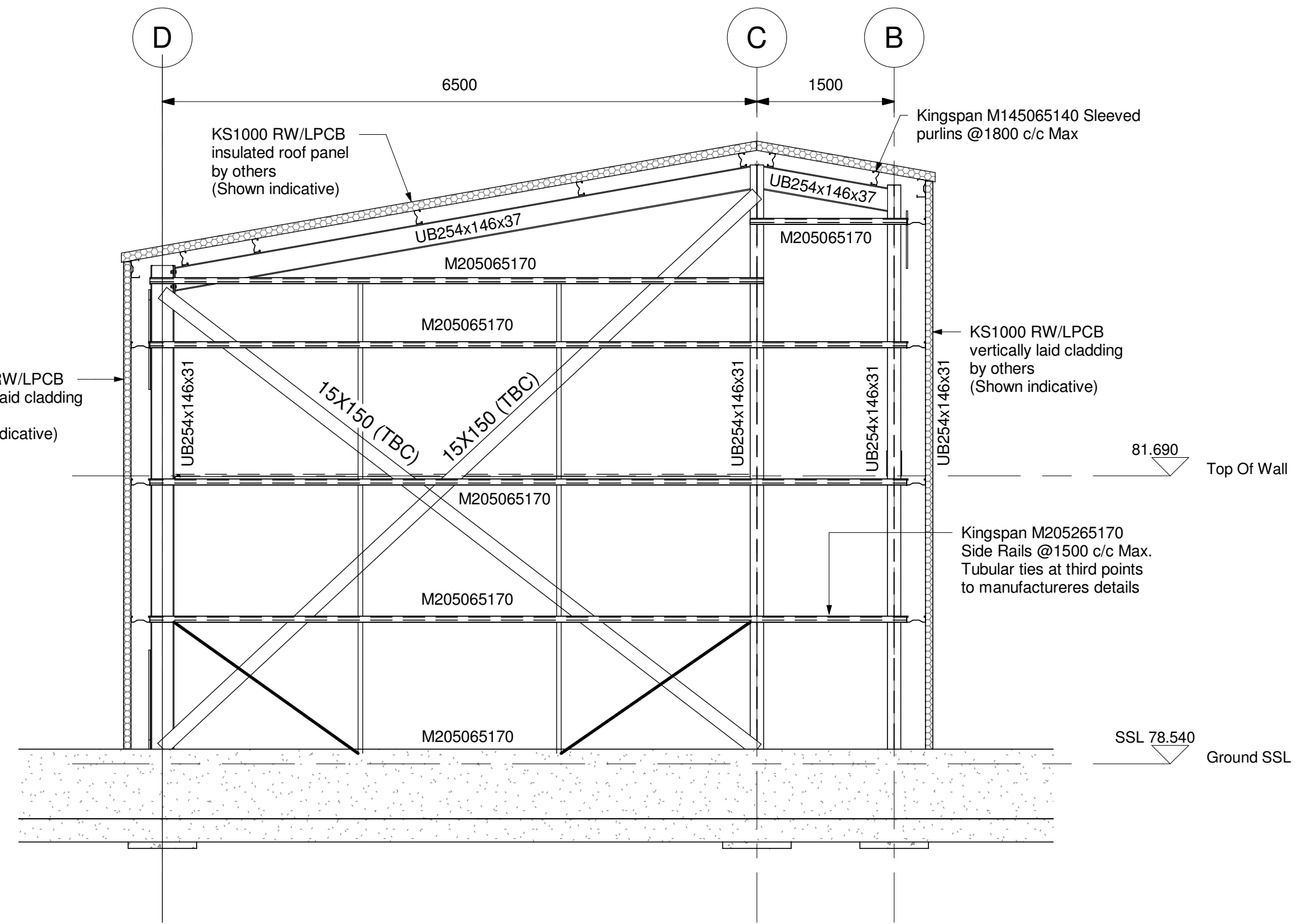
Site: **North Mymms**

Project: **Metaldehyde Building**

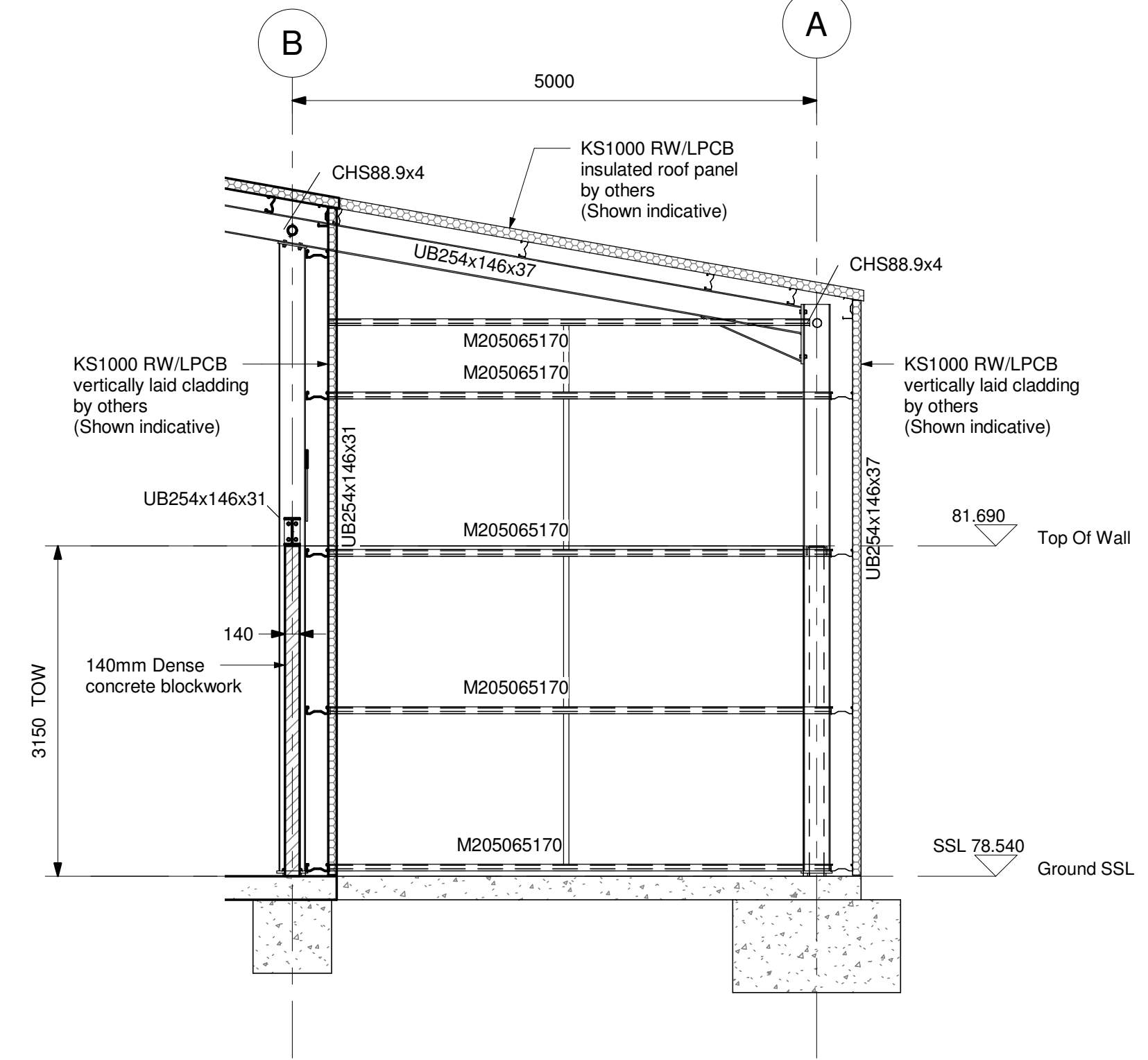
Title: **East and West Elevations**

Job No: 18104	Sheet Size: A1	Scale: As indicated
Design: Designer	Checked By: SA	Approved By: -
Sheet 1 of 1 Sheets	Doc Location:	Rev: A

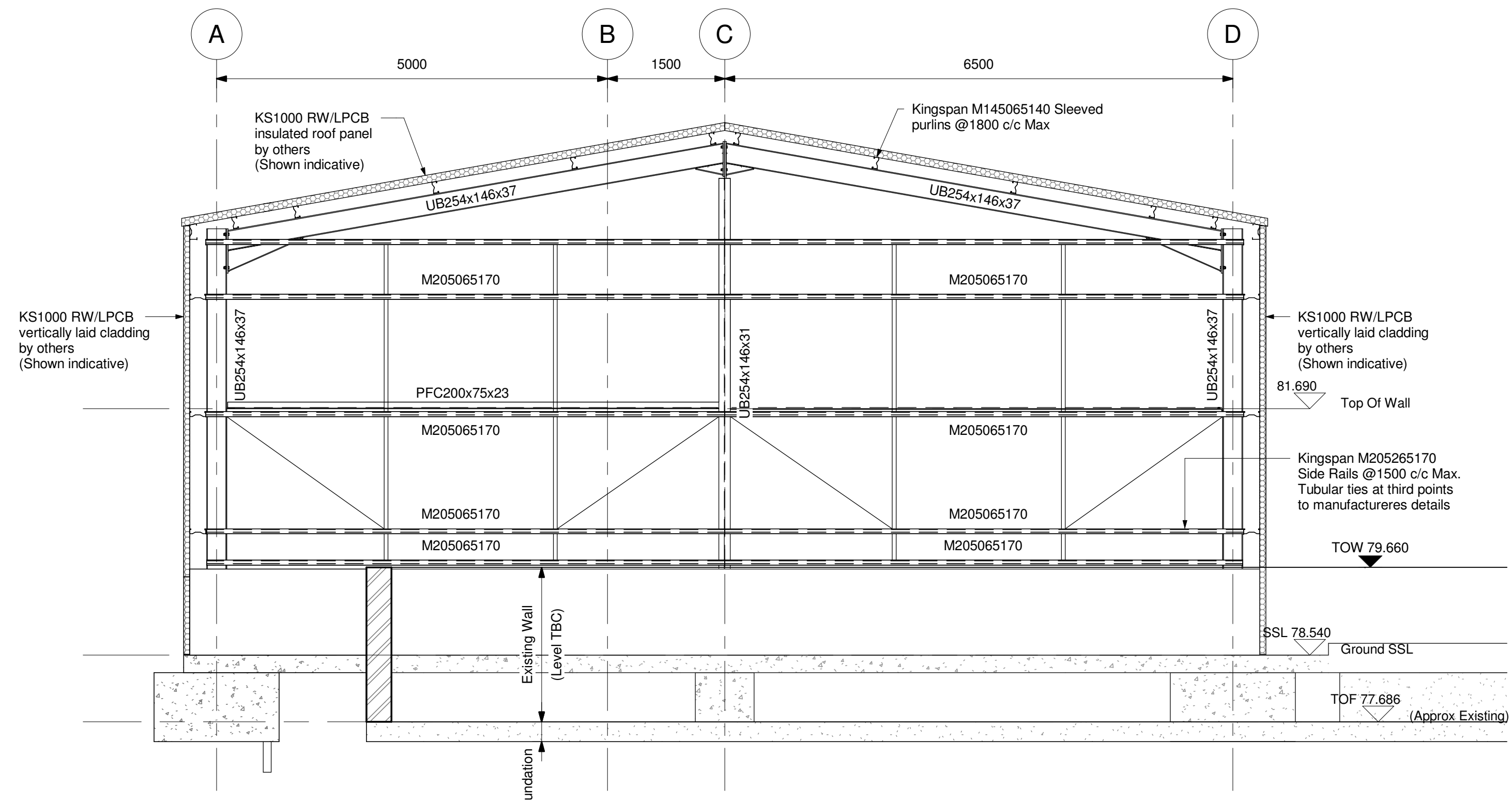
Drawing No: **PO18849-DR-293-0006**



East Elevation (Frame on GL 4)
 1 : 50



East Elevation (Frame on GL 3)
 1 : 50



West Elevation (Frame on GL 1)
 1 : 50