

## GENERAL NOTES

All rights are Reserved by the company. No part of this work covered by the copyright hereon may be reproduced or used in any form or by any means— graphic, electronic or mechanical, including photocopying, recording, taping or information storage and retrieval systems— with our permission of the company proprietor.

All dimensions to be checked on site and any discrepancy to be notified to the supervising officer.

No dimension to be scaled from the drawings for construction purposes unless otherwise indicated. All work is to comply with Building Regulations including amendments made in April 2002.

Party Wall etc. Act, 1996 would apply and contractor is to assure that no work is commenced until this formality is completed.

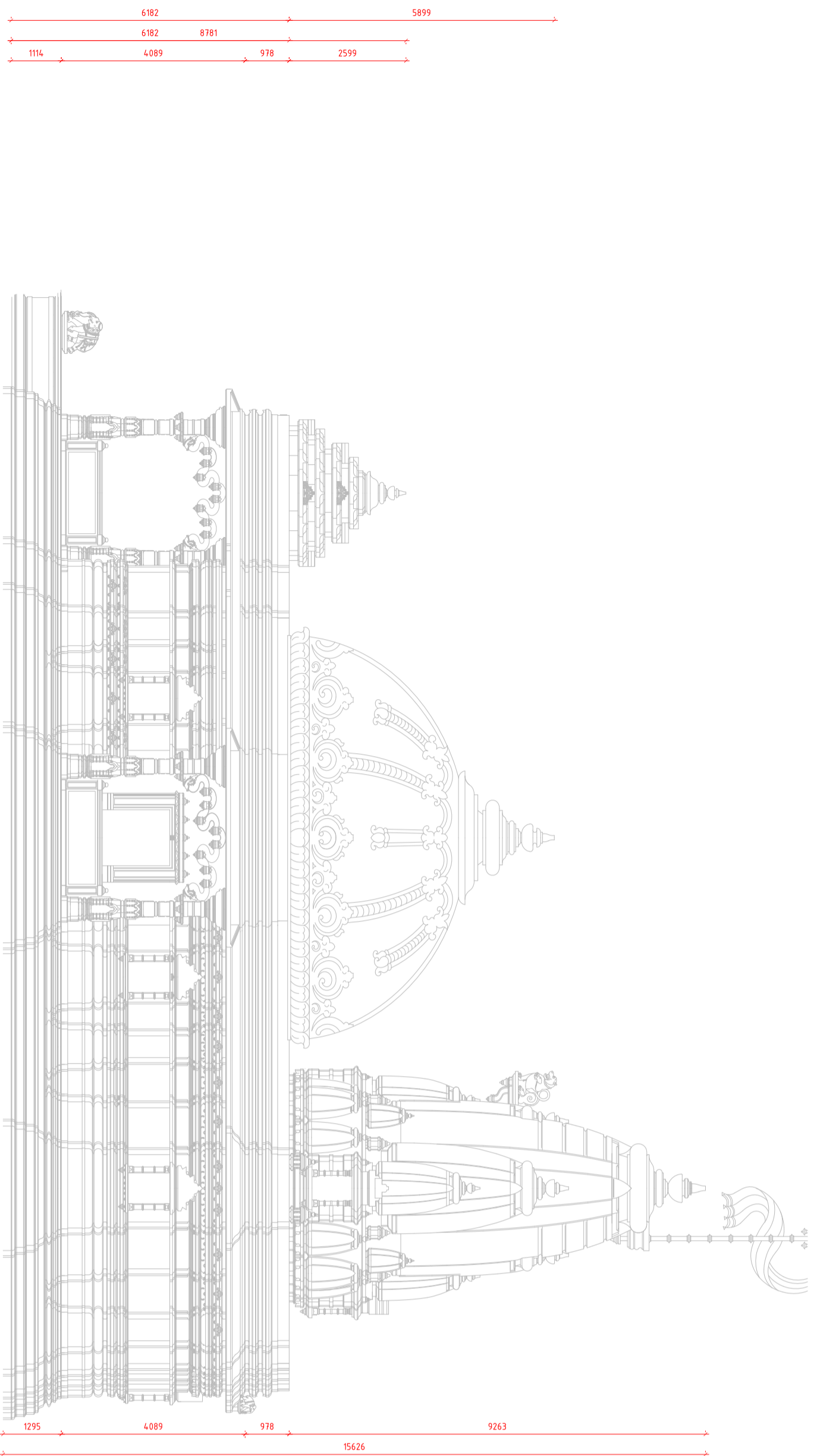
The sole purpose of this drawing is the procurement of Planning Permission and Building Regulation approval and work is NOT to commence before such approvals.

Where this drawing is used for the works, contractor should request of the time of tender, from the tenderer, full specification and schedule of work. To avoid any disputes, this schedule of works in conjunction with the drawings would be used to resolve matters.

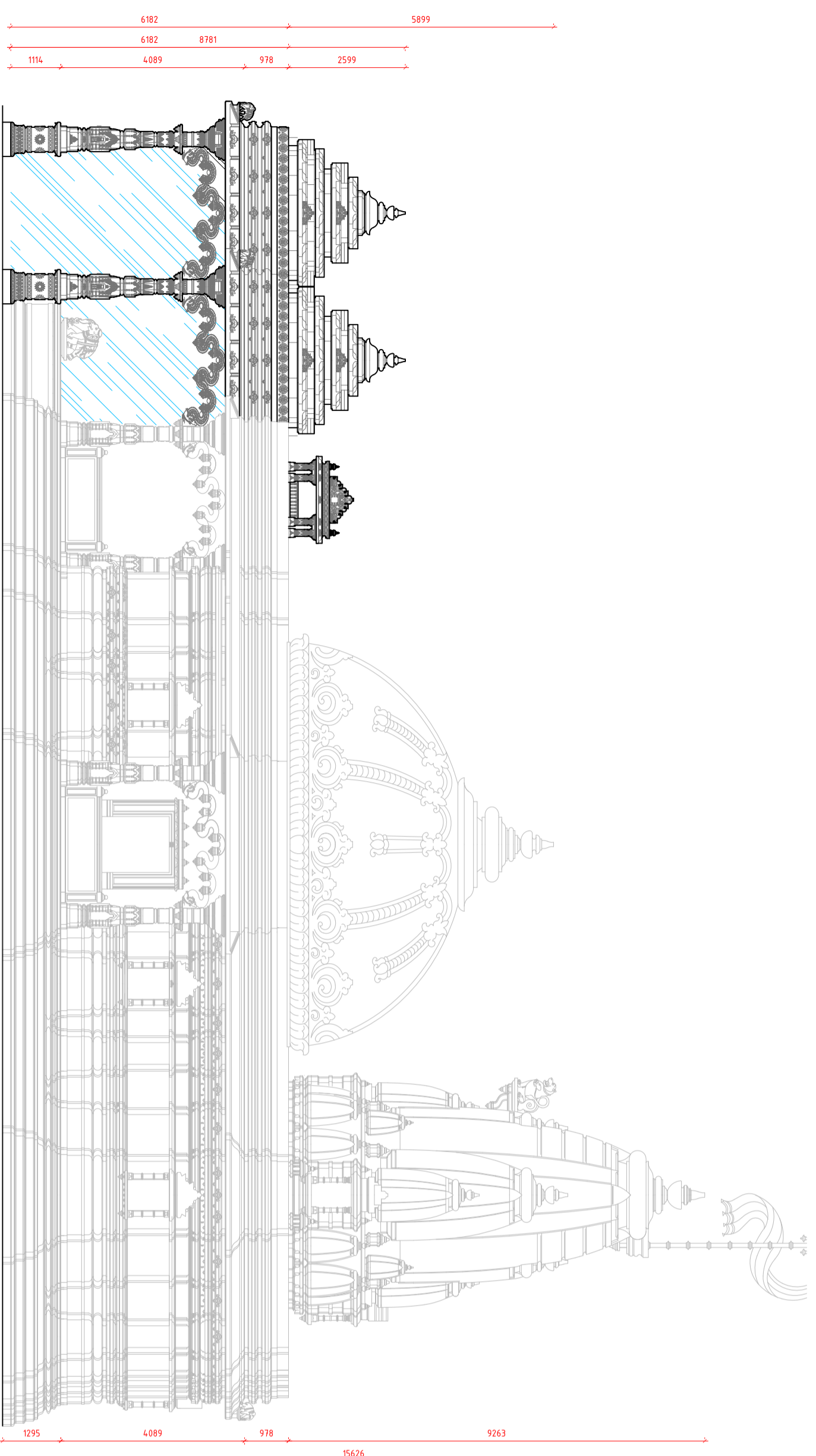
Where this drawing is used for the works full specifications should be agreed with the tenderer to include Heating, Plumbing & other services where required.

Contractor to assure and satisfy himself that necessary Planning Permission and Building Regulations are approved before tendering or commencement of works.

REVISION	DESCRIPTION	BY	DATE
P0	preliminary issue	IC	31.01.17

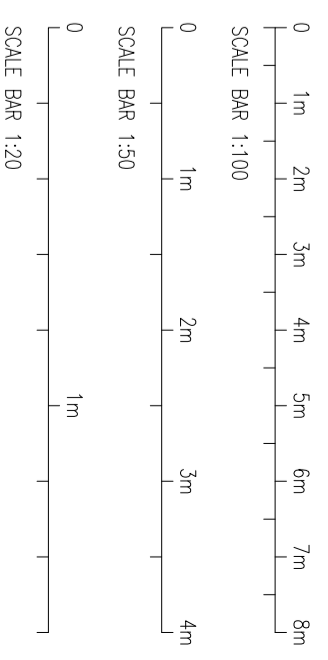


EXISTING RIGHT SIDE ELEVATION



PROPOSED RIGHT SIDE ELEVATION

## PLANNING



CHARTERED ARCHITECTS  
Unit 26 Cynus Business Centre, Dalmeier Road NW10 2XA  
Tel.: +44 (020) 8451 7833 +44 (020) 8459 9600  
Fax: +44 (020) 8451 3370  
Email: l.vekanra@saloria.co.uk website: www.saloria.co.uk

PROJECT

OSHWAL CENTRE – THE TEMPLE

DRAWING TITLE

## EXISTING AND PROPOSED ELEVATIONS

DATE	DRAWN BY	CHECKED BY	REVISION
31-01-17	IC	PL	
SCALE 1:100@A1			

DRAWING NO. 6842-02-P0