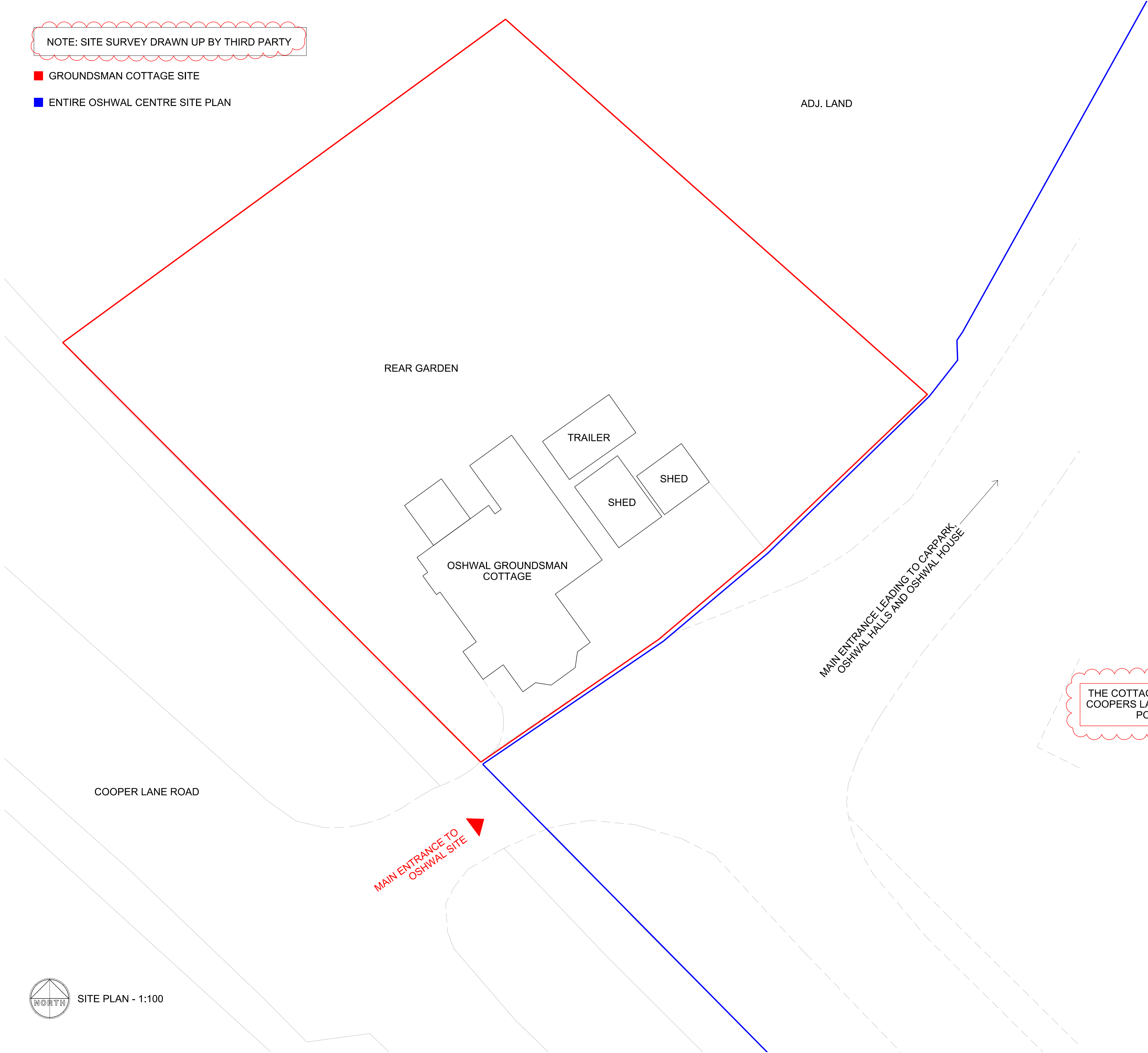


NOTE: SITE SURVEY DRAWN UP BY THIRD PARTY

- GROUNDSMAN COTTAGE SITE
- ENTIRE OSHWAL CENTRE SITE PLAN



ADJ. LAND

REAR GARDEN

TRAILER

SHED

SHED

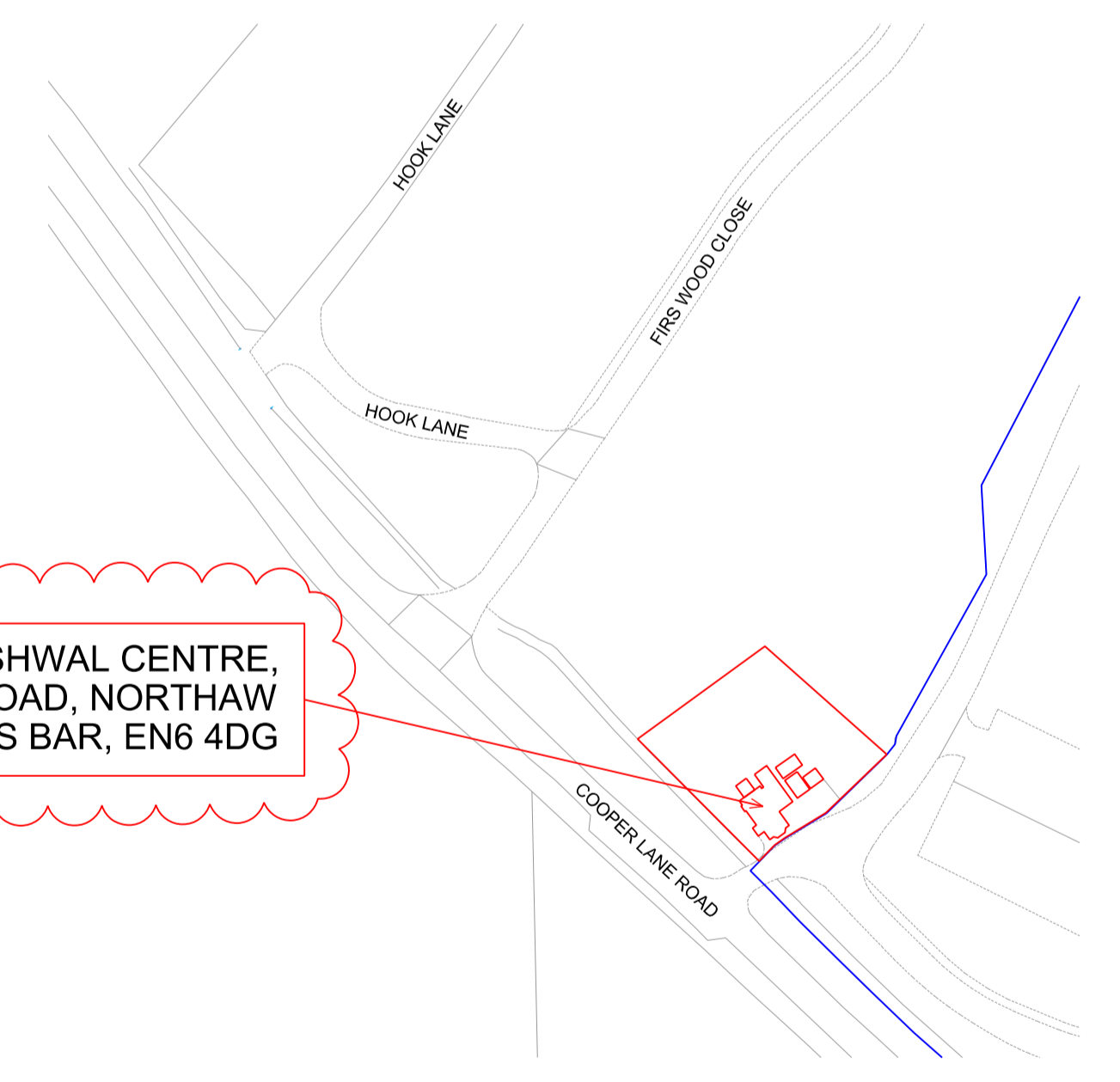
OSHWAL GROUNDSMAN COTTAGE

MAIN ENTRANCE LEADING TO CARPARK, OSHWAL HALLS AND OSHWAL HOUSE

COOPER LANE ROAD

MAIN ENTRANCE TO OSHWAL SITE

NOTE: FOR FULL SITE, SEE DRAWING: 22036 P 01.02



THE COTTAGE, OSHWAL CENTRE, COOPERS LANE ROAD, NORTHAW POTTERS BAR, EN6 4DG

LOCATION PLAN SCALE: 1:1250

SITE PLAN - 1:100

REVISION	DATE	COMMENTS	AUTHOR / CHECKED
A	02/03	GENERAL AMENDMENTS	JK / DS

■ NORTH STUDIO | 116A HIGH STREET | EDGWARE | HA8 7EL
■ SOUTH STUDIO | MATRIX STUDIOS | 91 PETERBOROUGH ROAD | LONDON | SW6 3BU
■ design@dsquared.co.uk www.dsquared.co.uk 020 8732 5620



TITLE
OSHWAL CENTRE GROUNDSMAN COTTAGE

DETAIL
LOCATION PLAN AND SITE PLAN

DATE	SCALE	PAPER SIZE	AUTHOR / CHECKED
MAR 2023	1:100, 1:1250	A1	JK / DS

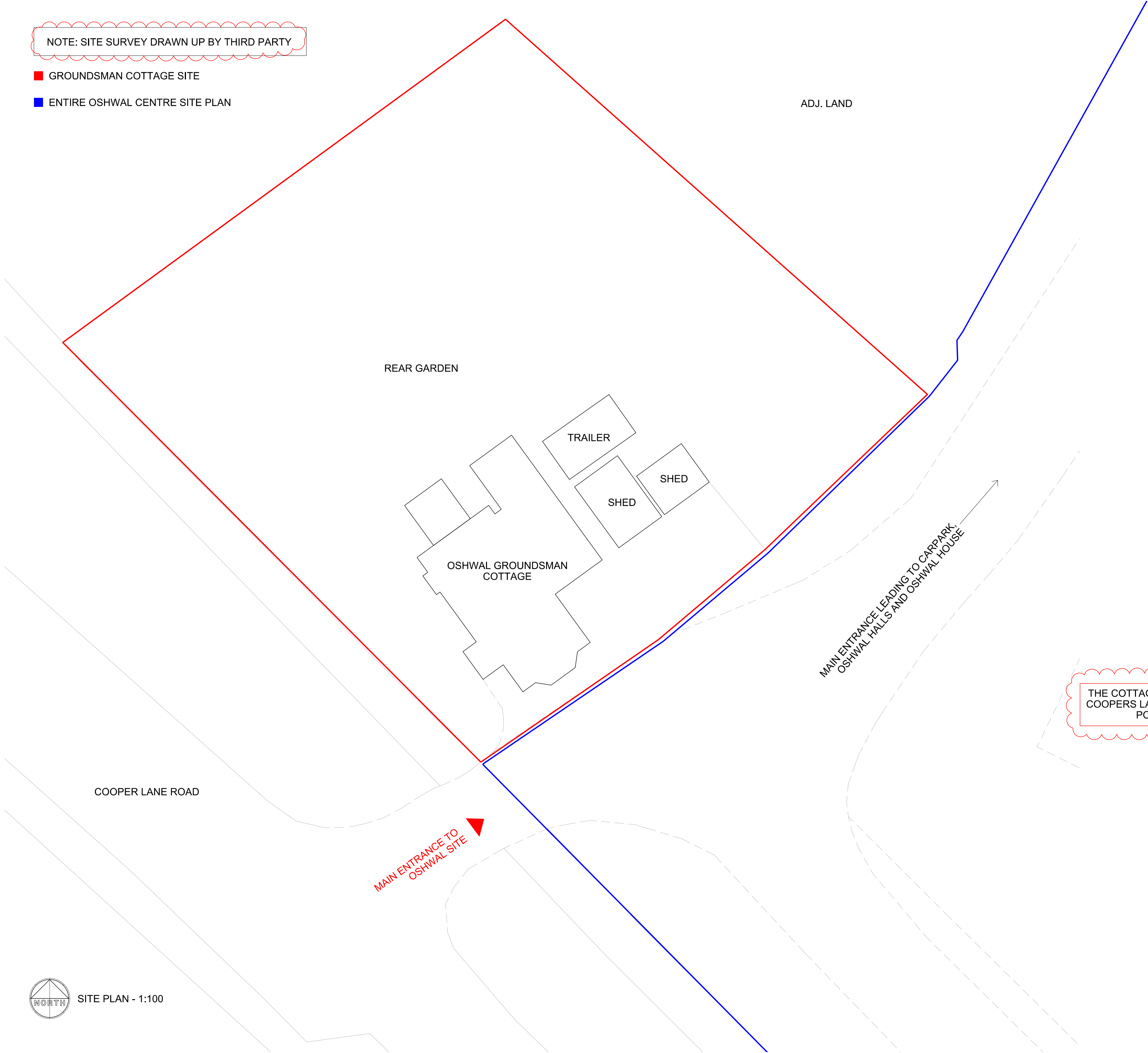
DRAWING No.	REVISION	STATUS
22036 P 01.01	A	FULL PLANNING

CONTRACTORS MUST CHECK ALL DIMENSIONS ON SITE. ONLY FIGURED DIMENSIONS ARE TO BE WORKED FROM. DISCREPANCIES MUST BE REPORTED TO THE ARCHITECT BEFORE PROCEEDING. © THIS DRAWING IS COPYRIGHT.

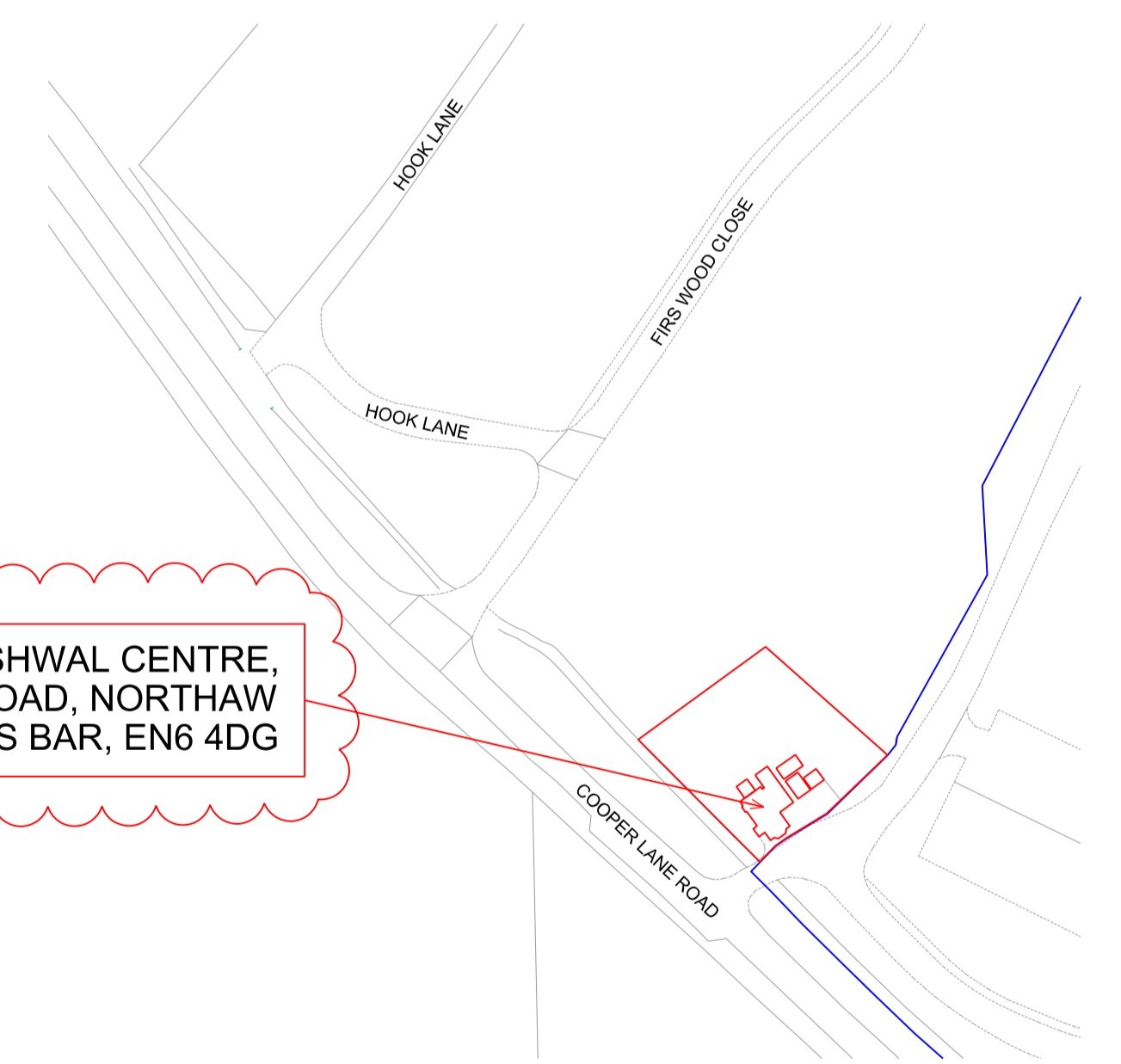
SCALE BAR	0	5	10	15
m	1	5	10	15

NOTE: SITE SURVEY DRAWN UP BY THIRD PARTY

- GROUNDSMAN COTTAGE SITE
- ENTIRE OSHWAL CENTRE SITE PLAN



NOTE: FOR FULL SITE, SEE DRAWING: 22036 P 01.02



THE COTTAGE, OSHWAL CENTRE,
COOPERS LANE ROAD, NORTHAW
POTTERS BAR, EN6 4DG

SITE PLAN - 1:100

LOCATION PLAN
SCALE: 1:1250

REVISION	DATE	COMMENTS	AUTHOR / CHECKED
A	02/03	GENERAL AMENDMENTS	JK / DS

■ NORTH STUDIO | 116A HIGH STREET | EDGWARE | HA8 7EL
■ SOUTH STUDIO | MATRIX STUDIOS | 91 PETERBOROUGH ROAD | LONDON | SW6 3BU
■ design@dsquared.co.uk ■ www.dsquared.co.uk ■ 020 8732 5620



TITLE
OSHWAL CENTRE GROUNDSMAN COTTAGE

DETAIL
LOCATION PLAN AND SITE PLAN

DATE	SCALE	PAPER SIZE	AUTHOR / CHECKED
MAR 2023	1:100, 1:1250	A1	JK / DS

DRAWING No.	REVISION	STATUS
22036 P 01.01	A	FULL PLANNING

CONTRACTORS MUST CHECK ALL DIMENSIONS ON SITE. ONLY FIGURED DIMENSIONS ARE TO BE WORKED FROM. DISCREPANCIES MUST BE REPORTED TO THE ARCHITECT BEFORE PROCEEDING. © THIS DRAWING IS COPYRIGHT.

