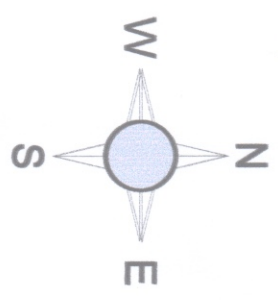
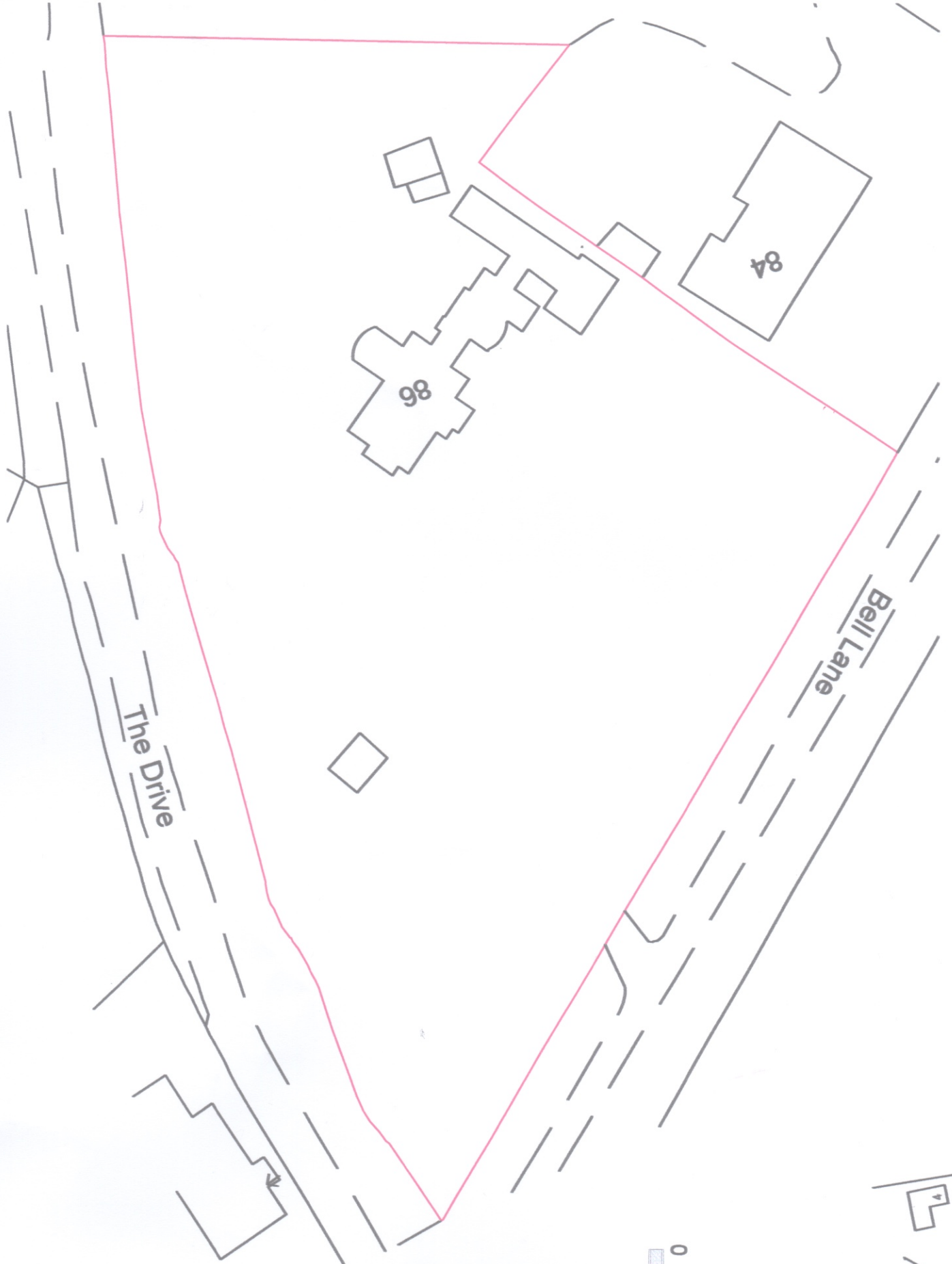



Existing Block Plan

Scale 1:500



Location Plan

Scale 1:1250



NOTES :

© COPYRIGHT Ben Burke Interior Design & Arch.
 All dimension should be checked on site prior to works commencing.
 Variations in squariness, depth of plaster etc, must be checked for. Where new walls are shown as aligned with existing walls, physical removal of brickwork and / or plaster to establish the actual position of the wall being attached to must be checked.
 Any discrepancies should be reported in writing immediately.
 When printing off PDF's, check that the drawings are printed to correct paper size and scale.
 Documents should be used as to the drawing status described
 Property owner to ensure that all aspects of the "party wall etc", act 1999" are complied with prior to any works commencing on site.

BEN BURKE
 Interior design

19 madeira avenue
 worthing, west Sussex
 bn11 2at
 mob - 00 44 (0) 7956374480
 email - ben@bbiduk.com

PROJECT DESCRIPTION	Proposed Rear Extensions
SITE ADDRESS	86 Bell Lane, Brookmans Park AL9 7AY
DRAWING TITLE	Existing Location & Block Plan
PROJECT STATUS	Planning Permission
DRAWING SCALE	1:100 @ A3
DATE	Jan. 2022
DRAWN BY	CHECKED BY
REVISION	0
DRAWING NUMBER	413/01