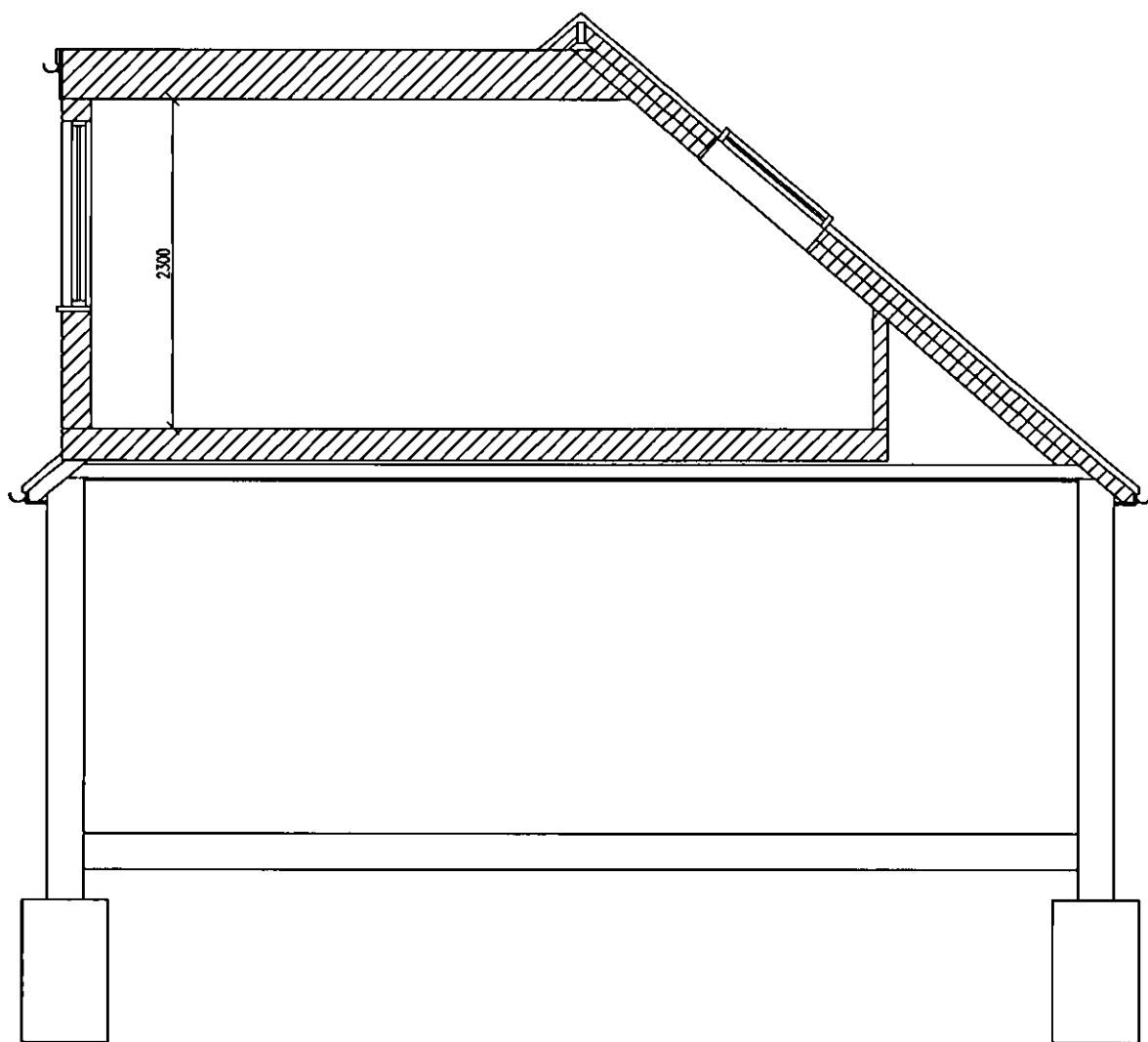


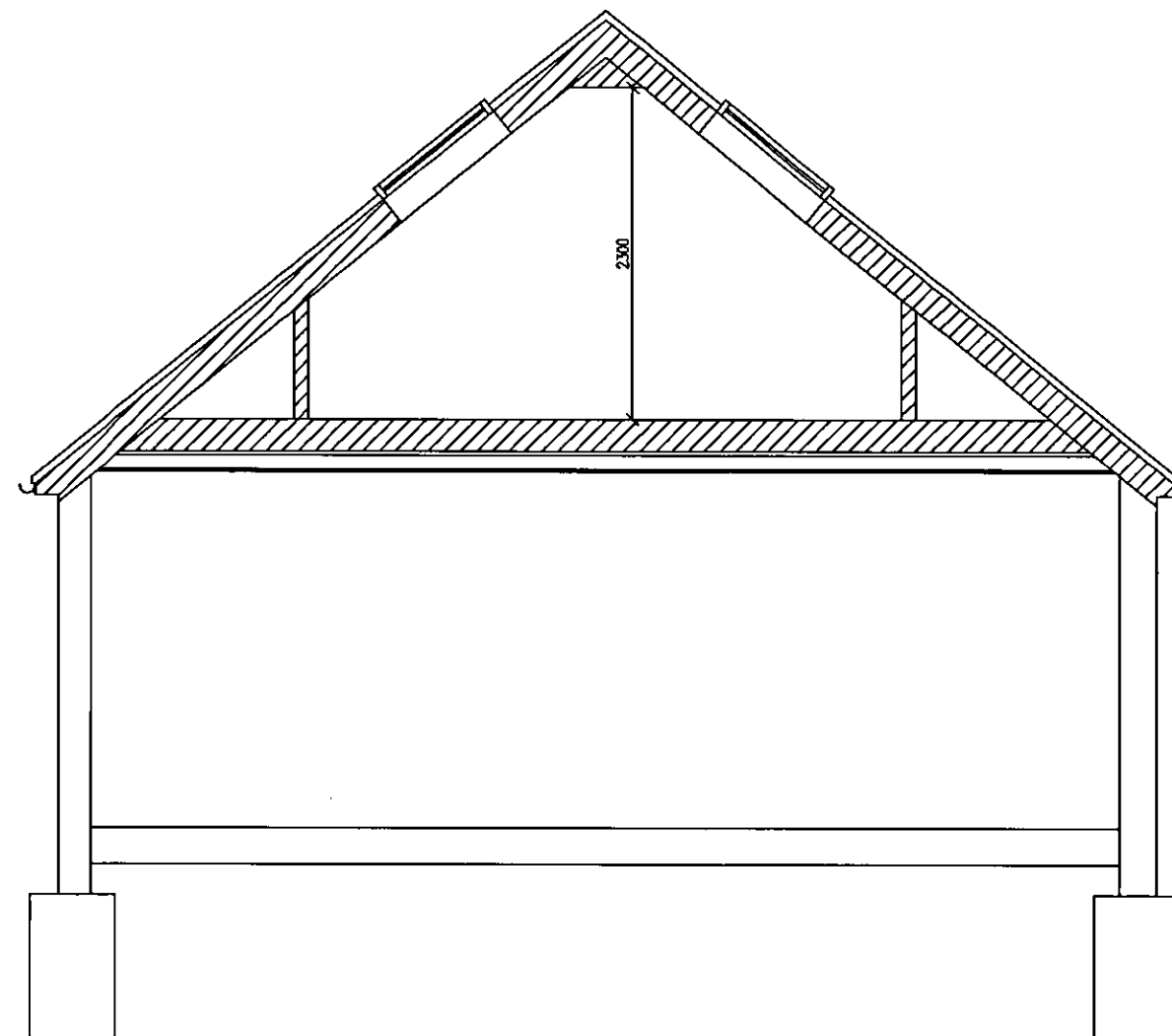
PLANNING DEPARTMENT
OFFICE COPY

21 FEB 2011

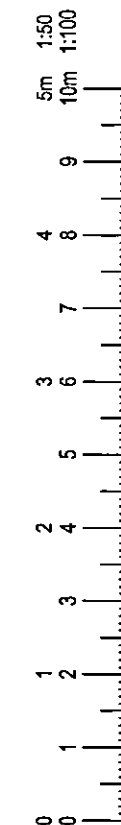
-2011/0243



TYPICAL SECTION - A1
scale 1:50



TYPICAL SECTION - B1
scale 1:50



© This drawing and the works shown are the copyright of DISCOUNT PLANS LTD and may not be reproduced except by written permission

DRAWING STATUS		PLANNING	
REV.	DATE	NAME	DESCRIPTION
DISCOUNT PLANS LTD PLANNING AND DESIGN SPECIALISTS HEAD OFFICE 68 RAGLAN AVENUE WALTHAM CROSS HERTFORDSHIRE EN8 8DD 07838135957			

GENERAL NOTES:

1. All dimensions from this drawing, any dimensions shown are indicative only and are subject to verification on site. The contractor to set out, check and co-ordinate all dimensions on site during the course of the works and prior to setting out on site. This drawing to be read in conjunction with all other Architect's and Engineer's drawings, Structural Engineers calculations and any specialist supplier's drawings. Prior to commencement of building works the contractor should:-
2. Ensure that the working drawings and calculations are approved by Building Control and Planning Departments and that they are the current revised drawings before any works start on site.
3. Inform the Building control department that the works are about to commence on site after receiving an approved decision from building control in writing.
4. Verify boundary lines and ground conditions including checking positions of all gas, electrical, water and other services drainage ect. within the site prior to the commencement of excavations.
5. DPL are not responsible for builders changing design methods to proposed works. The client is responsible for works being carried out on a building notice.
6. DPL are not responsible for builders changing design methods to proposed works.

6. Request a copy of the Party Wall Award where works affect party wall or involve excavations within 3 meters of adjoining buildings.
7. Where works involve demolition to ensure that all elements of the building and adjoining structures are accounted for and that all necessary propping and temporary supports are in place.
8. Works carried out under a building notice or prior to approval of drawings are at the contractors/owners risk. (all drawings must be approved before works commence)
9. Any discrepancies, either between written dimensions and site dimensions or between this drawing and other consultant's or suppliers drawings, should be brought to the immediate attention of discount plans ltd before executing the structural, mechanical and electrical works.
10. All of DPL structural designs are subject to footings being 1m deep, if however the existing foundation is different a trial-hole will need to be dug to establish the existing foundation type and building control will need to advise on a different method of construction.

PLANNING NOTES: WWW.DISCOUNTPLANS.LTD.COM
discountplansltd@gmail.com

1. All new proposed roof and wall finishes on this drawing to match existing materials.
2. All new proposed skylights shown on this drawing will be designed not protrude more than 150mm from the existing roof profile.
3. All new proposed windows shown on this drawing which overlook other property's are designed to be non opening and of obscure glazing.
4. For a permitted development loft design the dormer designed on this drawing is set back from the eaves by 200mm, this note is a confirmation that it is.
5. For a permitted development loft design the dormer designed on this drawing is set back from the eaves by 200mm, this note is a confirmation that it is.

All works to be carried out in accordance with the latest appropriate codes of practice and to comply with current building regulations.

PRINT @ A3 SHEET SIZE

SITE ADDRESS
87 THE RIDGEWAY, POTTERS BAR, HERTFORDSHIRE, EN6 4BQ

DRAWING TITLE
PROPOSED DRAWINGS

DRAWN AT HEAD OFFICE DRAWN BY

SCALE as shown @ A3 DATE JAN 2011 CHKD BY

DRAWING No. **DPL. 10.** REVISION -