





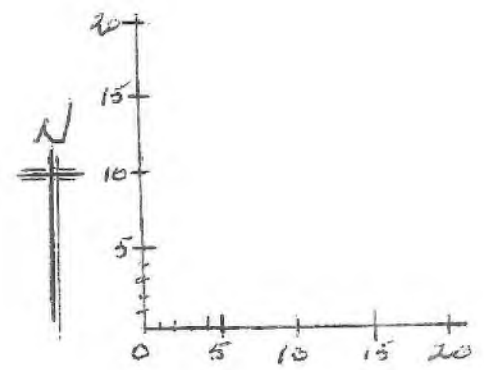




-  AREA OF JOINT MAINTENANCE RESPONS
-  LANDSCAPED AREA OF JOINT MAINTENAN RESPONSIBILITY WITH MANAGEMENT COM
-  AREA OF JOINT MAINTENANCE RESPONS AT GROUND FLOOR. FLAT OVER
-  AREA WITH JOINT RIGHT OF ACCESS
-  SIGHT LINE. NO PLANTING WITHIN SPLAY TO EXCEED 600mm HIGH
-  POSITION OF STREET LIGHT



WELWYN HATFIELD
 16 OCT 2018
 PLANNING
 DELIVERED
 BY HAND

