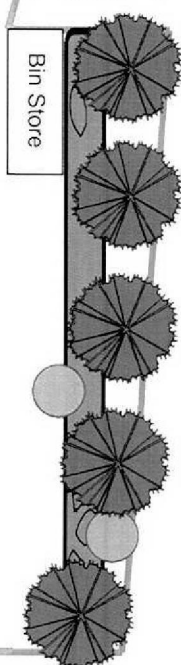


4 MAR 2011
-2011/0413



Site Entrance

3.22m 8.24m

Bin Store


P4

P4

P4

P5

3.20



33.60

Garden Unit 1

Garden Unit 2

14.00

17.20

27.60

12.40



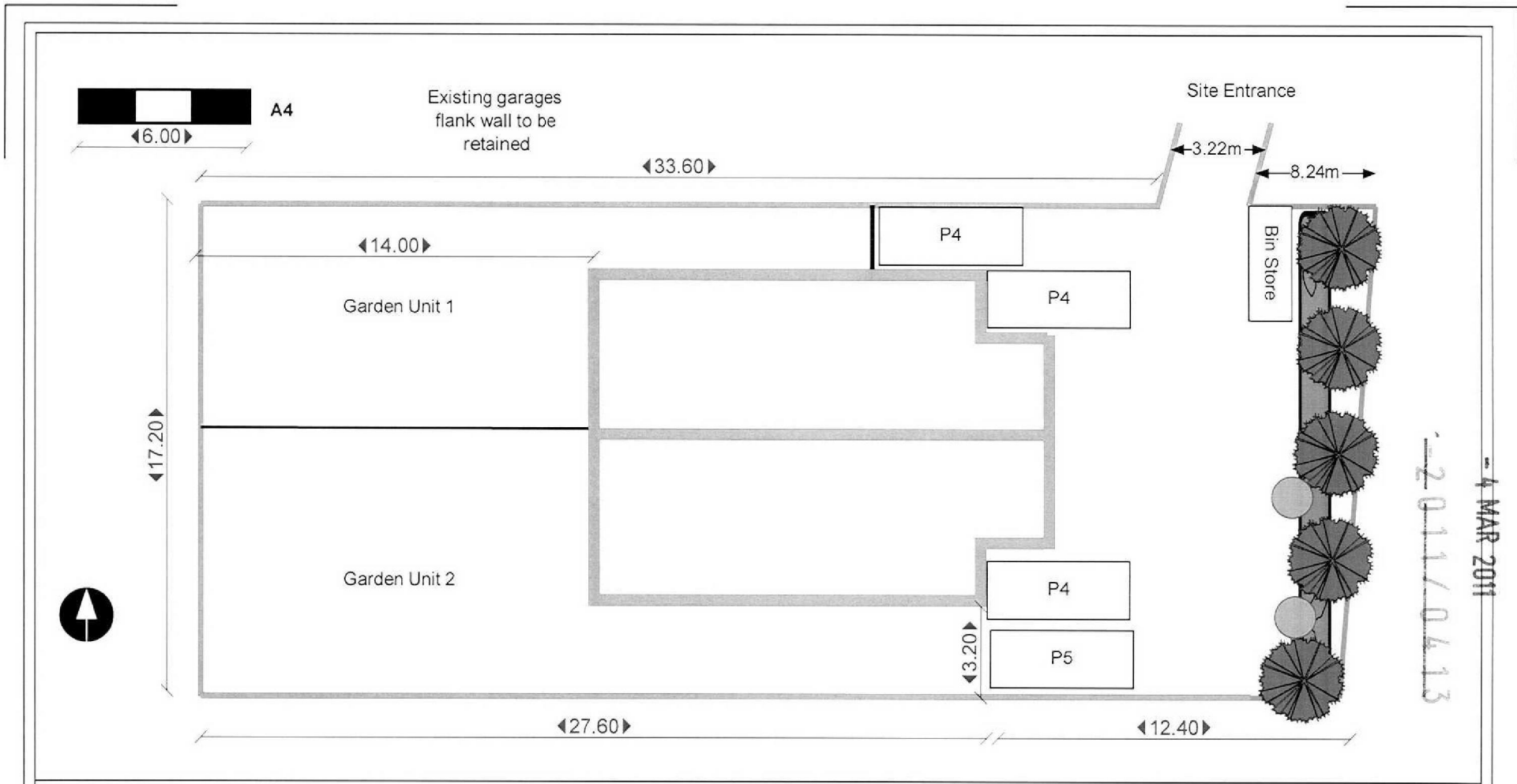
Site Plan D1

Land Adjacent to flats 37-42 Lambs Close
Cuffley

| | |
|-------------------|------------|
| Project Designer: | |
| OMI | |
| Project Contact: | |
| Scale 1:200 | |
| Project # | WO# |
| 1.2 | |
| Date: | Rev. Date: |
| 07/02/2011 | |

4 MAR 2011

2011/0613



Site Plan D9

Land Adjacent to flats 37-42 Lambs Close
Cuffley

| | |
|-------------------|------------|
| Project Designer: | |
| OMI | |
| Project Contact: | |
| Scale 1:200 | |
| Project # | WO# |
| 1.1 | |
| Date: | Rev. Date: |
| 12/11/2010 | |

