


USE FIGURED DIMENSIONS ONLY.

ALL DIMENSIONS MUST BE CHECKED ON SITE. ANY INCONSISTENCIES MUST BE REPORTED BACK TO THE ARCHITECT.

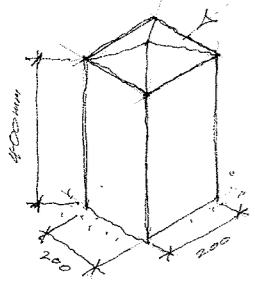
THIS DRAWING AND ANY DESIGNS INDICATED THEREON ARE THE COPYRIGHT OF BROOKS / MURRAY ARCHITECTS. ALL RIGHTS ARE RESERVED. NO PART OF THIS WORK MAY BE REPRODUCED WITHOUT PRIOR PERMISSION IN WRITING FROM BROOKS / MURRAY ARCHITECTS

Rev A (31.08.10) - Section, Lighting, Balustrade.  
Rev B 3.1.10 - Deleted drive towards Woodman's.  
Rev C 7.1.10 - 3 no. Disabled car-lays 3.9 x 5.2  
Rev D 12.12.10 - Distances to neighbouring buildings, numbering of section lines.

Rev E 11.10.10 - Property numbering. Extra dimension to 6 Park Close.



Total spaces: 49 spaces.  
• light bollard  
○ bollard 8" x 8" oak



**BROOKS / MURRAY**

ARCHITECTS  
8-10 NEW NORTH PLACE  
LONDON EC2A 4JA

TEL 020 7739 9955  
FAX 020 7739 9944

architects@brooksmurray.com

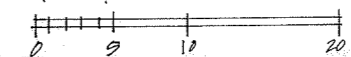
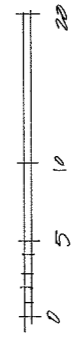
CLIENT:  
THE GAILMINE CECIL ESTATE

JOB:  
VIADUCT CAR PARK  
HATFIELD ESTATE

DATE: APRIL 2010  
SCALE: 1:500 @ A3  
1:250 @ A4

DRAWING TITLE:  
SITE PLAN

DRAWING NUMBER:  
843-VC-002 E



SECTION 1 - 1' 1:250 @ A3

