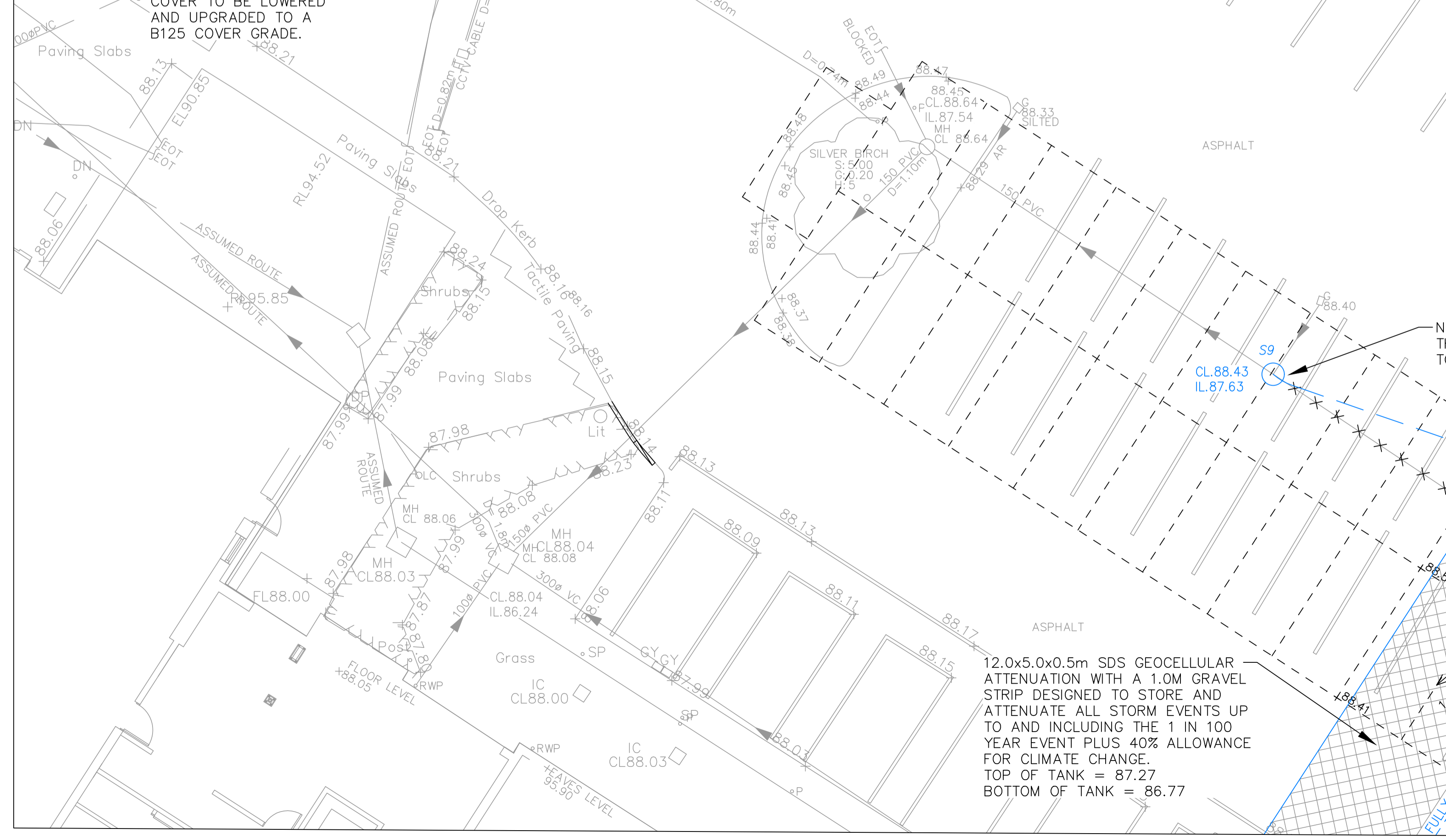
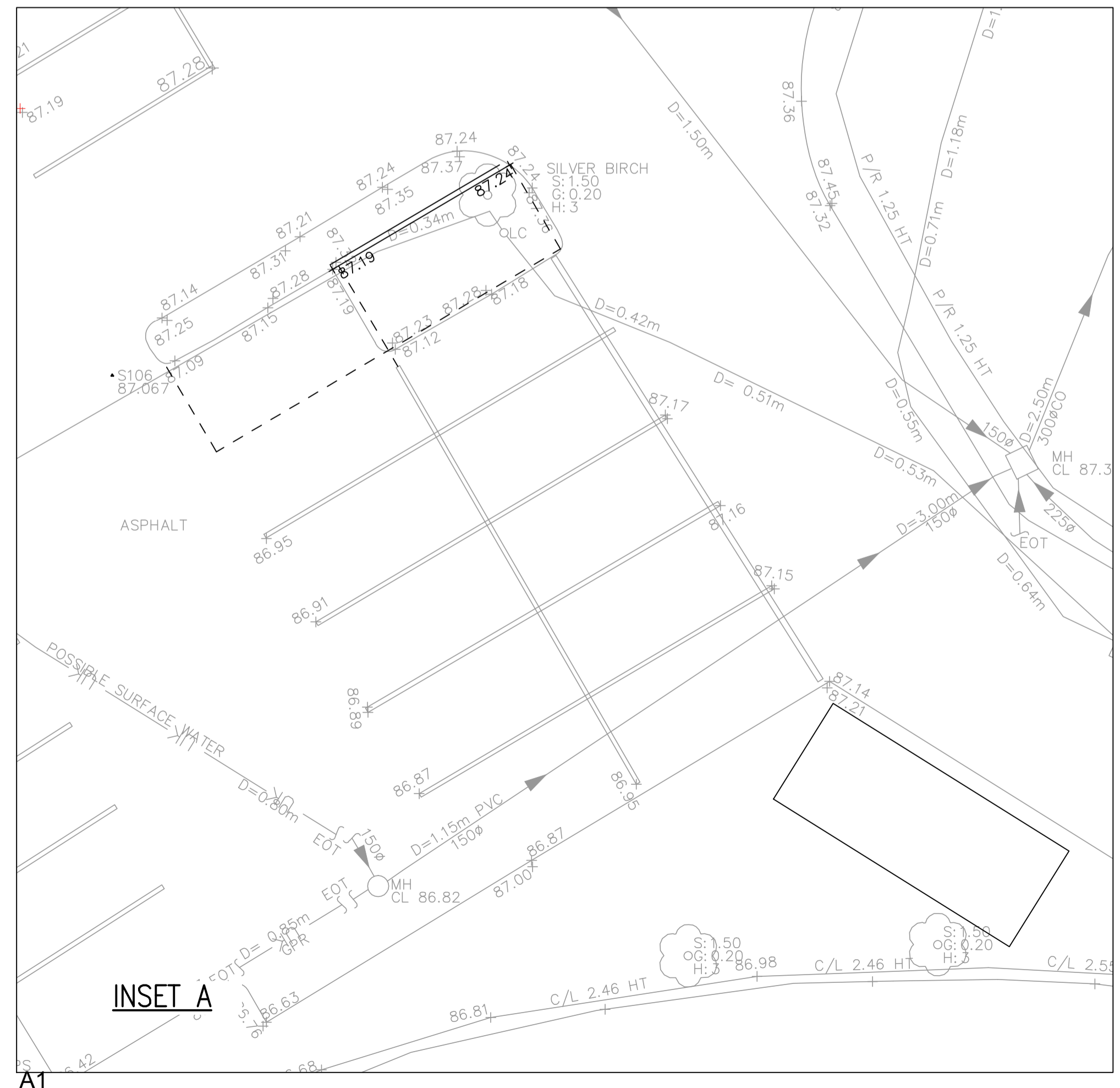


EXISTING ELECTRIC CABLE TO BE DIVERTED. PROPOSED ROUTE TO BE CONFIRMED BY OTHERS. CONTRACTORS CONSTRUCTION HEALTH & SAFETY PLAN TO INCLUDE METHOD STATEMENT OUTLINE SAFE METHOD OF WORKING. PLEASE REFER TO NOTE 19.

EXISTING ELECTRIC CABLE TO BE DIVERTED. PROPOSED ROUTE TO BE CONFIRMED BY OTHERS. CONTRACTORS CONSTRUCTION HEALTH & SAFETY PLAN TO INCLUDE METHOD STATEMENT OUTLINE SAFE METHOD OF WORKING. PLEASE REFER TO NOTE 19.

EXISTING MANHOLE COVER TO BE LOWERED AND UPGRADED TO A B125 COVER GRADE.



## ENGINEERING NOTES

1. This drawing to be read in conjunction with all relevant Architects, Engineers and Subcontractors drawings and details.
2. This drawing is based on topographical survey by 40Seven; Drawing Number: 52001\_101A Dated: April 2008
3. Berry Geomatics; Drawing Number: 18/18 Dated: 16/02/18
4. All levels relate to levels given on survey drawing.
5. Refer to Architects drawings for details of all paving types & patterns, soft landscaping, fences, gates & bollards.
6. For lighting, service supplies & ducting requirements, refer to M&E drawings.
7. All works to be carried out in accordance with Sewers for Adoption 7th Edition, BS EN 752 "Drain and sewer systems outside buildings" and the current edition of The Building Regulations "Approved document H".
8. New drainage connections are to be made with appropriate lengths of rocker pipes & couplings.
9. All manhole chamber covers to be installed parallel to final kerbs, edgings, paving joints or building lines as appropriate.
10. This drawing details all below ground drainage up to finished floor level. For details of drainage above finished floor level, refer to Architects drawings.
11. All stack connections under buildings to be minimum 100mm diameter solid PVC-U to BS EN 1401-1/BS4660 & laid at a minimum gradient of 1 in 40 unless otherwise noted. If the stack is greater than 100mm then the diameter of the connection is to be increased to match it.
12. All private foul water pipework up to 150mm in diameter to be PVC-U to BS EN 1401-1/BS4660.
13. All private surface water pipework up to 150mm in diameter to be solid PVC-U to BS EN 1401-1/BS4660. All private surface water pipework 225mm and above to be structured wall plastic sewer pipe complying with clause 518 of the specification for highway works.
14. Plastic chambers shall comply with BS EN 1917 and BS 5911-3.
15. All adoptable foul water and surface water pipework up to 225mm in diameter to be Kitemark certified Vitrifed Clay (VC) with flexible spigot and socket joints and shall comply with the requirements of BS EN 295. All adoptable foul water and surface water pipework 300mm and above to be concrete sewer pipe with flexible spigot and socket joints and shall comply with the requirements of BS EN 1916 and BS 5911: Part 1.
16. On completion of development all drainage shall be jet cleaned and CCTV surveyed.
17. Sewers marked to be removed are to be dug out with manholes demolished & void filled with suitable engineering fill material.
18. All road gully connections to be minimum 150mm diameter solid PVC-U pipework to BS EN 1401-1/BS4660 and laid at a minimum gradient of 1 in 150.
19. All existing services shown are based on topographical survey by 40Seven & Berry Geomatics. Location of all services in close proximity to works should be confirmed by means of trial pits under supervision of statutory undertaker & in accordance with HSE document "Avoiding Danger from Underground Services".


A	TITLE BLOCK UPDATED	JDC	07.05.19
-	FOR TENDER ISSUE	JDC	12.04.19
MK	REVISION	BY	DATE

DRAWING STATUS  
**TENDER**


DRAWING TITLE  
**ENGINEERING LAYOUT**

PROJECT  
Project Number P18-143

**PREMIER INN EXTENSION  
WELWYN GARDEN CITY**



8 Friday Street  
Henley on Thames  
Oxfordshire RG9 1AH  
T: 01491 576221



London, Henley-on-Thames, Gloucester and Exeter

Drawn	Chkd	Scales	Date
JDC	AR	1:100 @ A1	APR19

Purpose of Issue  
**TENDER**  
Drawing Number **P18-143-02** Revision **A**