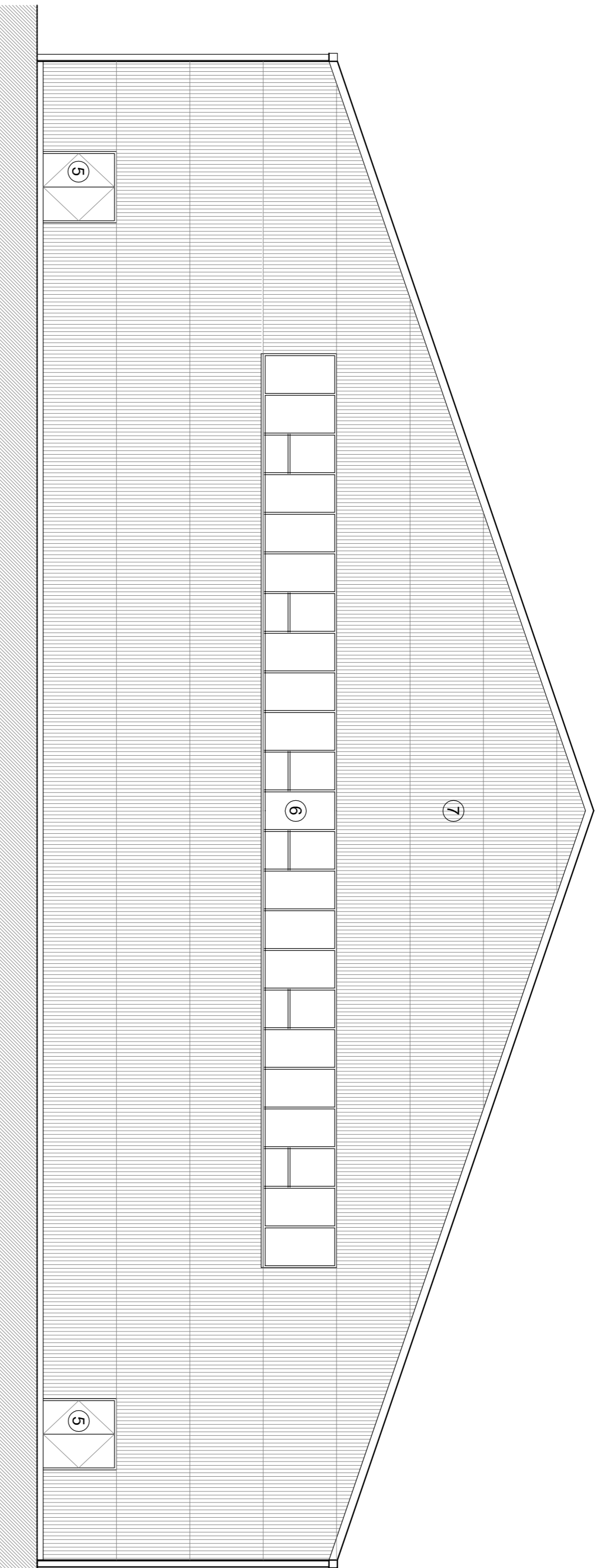



NOTES:
 Do Not Scale. (except for planning submission)
 Report all discrepancies, errors and omissions.
 Verify all dimensions on site before commencing any work on site or preparing shop drawings.
 All materials, components and workmanship are to comply with the relevant British Standards, Codes of Practice, and appropriate manufacturers recommendations that from time to time shall apply.
 For all specialist work, see relevant drawings.
 This drawing and design are copyright of Clague LLP
 Registration number OC235944.

Rev	Date	Description
-----	------	-------------

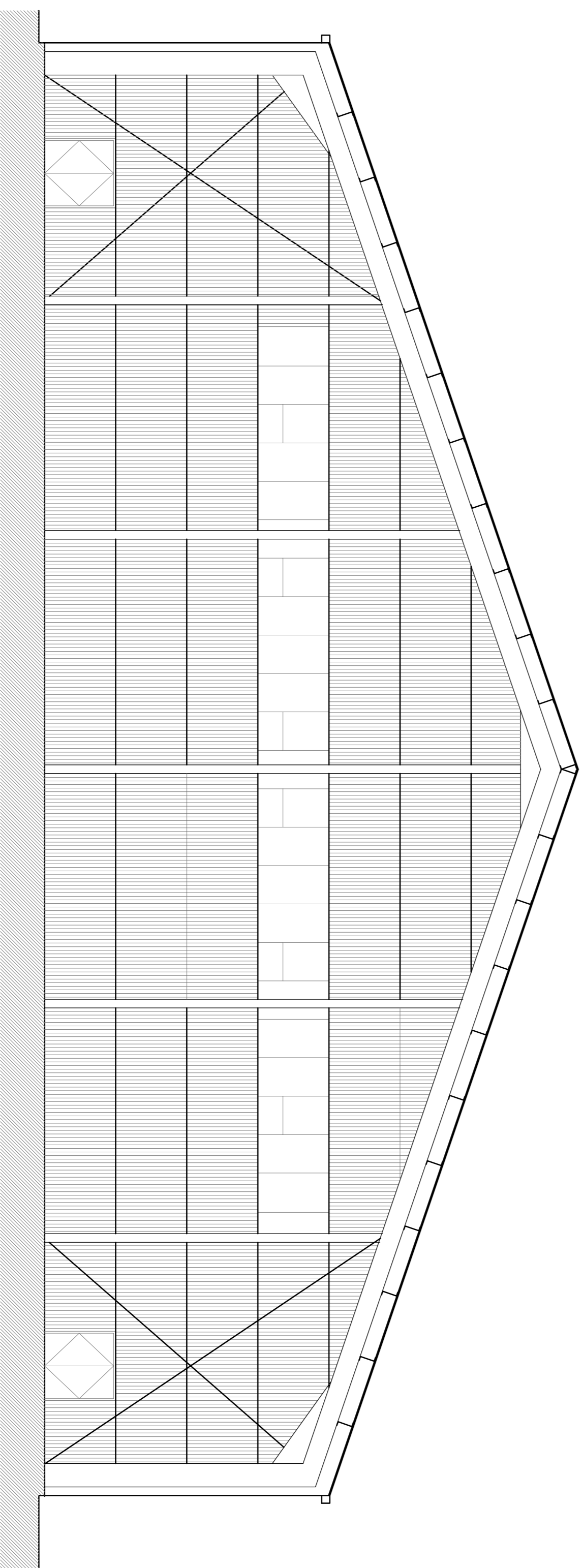


East Elevation (West Elevation Handed).



North Elevation (South Elevation Handed).

- ① Asbestos Cement Roof Sheet (Natural Finish).
- ② Single Skin Translucent Roof Lights.
- ③ Asbestos Cement Gutter
- ④ Asbestos Cement RWP.
- ⑤ External Quality Ply Faced Doors.
- ⑥ Metal Windows.
- ⑦ Asbestos Cement Wall Sheeting.



Typical Section.

Proposed New Sports Facility

BALL HALL LIMITED
Ball Hall



Project Title
Proposed New Sports Hall
 Queenswood School
 Shepherds Way
 Hatfield
 Hertfordshire
 AL9 6NS

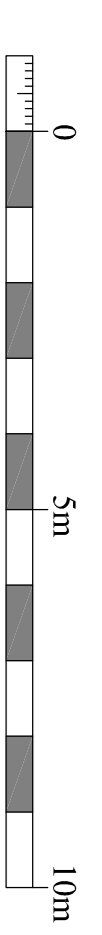
Drawing Description
Existing Sports Hall Elevations

Scale
1:100 @ A1
 Date
Jan 2017

Drawn by
LB
 Checked by

CLAGUE ARCHITECTS

62 Burgate, Canterbury
 Kent CT1 2BH 01227 762060
 1 Kinabourne Court, Luton Road,
 Harpenden, Hertfordshire AL5 3BL 01582 766702
 4th Floor, 99 Chiswellhouse Street
 London EC1M 6HR 0203 597 6112
 CANTERBURY LONDON HARPENDEN



Drawing Number
22968A / 11
 Revision