



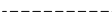

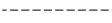


KEY

	Existing Structure
	Proposed Structure
	Assumed Boundary Line
	Removals
	Details Above (e.g. rooflight, bulk head)
	Details Below (e.g. walls below)
	Details Ground Drainage
CH-XXXX	Ceiling Height (mm)
sqm	Area of Room (square metres)



Side Elevation
As Proposed - Scale 1:100

NOTES :

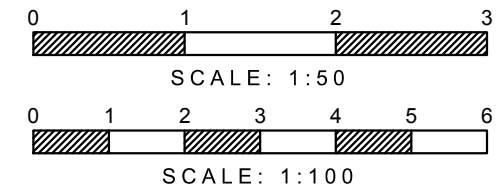
© COPYRIGHT - Signature Buildings Ltd.

All dimension should be checked on site prior to works commencing. Variations in squareness, depth of plaster etc, must be checked for. Where new walls are shown as aligned with existing walls, physical removal of brickwork and / or plaster to establish the actual position of the wall being attached to must be checked. Any discrepancies should be reported in writing immediately. When printing off PDF's, check that the drawings are printed to correct paper size and scale.

Documents should be used as to the drawing status described Property owner to ensure that all aspects of the "party wall etc., act 1996" are complied with prior to any works commencing on site.

These drawings are not to be re-drawn, copied or sold unless permission has been given by Signature Buildings Ltd.

SCALE BARS :



PLEASE NOTE:

1:100 = 1CM IS 1M
1:50 = 1CM IS 0.5M



www.signaturebuildings.co.uk

Signature Buildings Ltd
Company Registered in England and Wales No.14162084
Info@signaturebuildings.co.uk
Telephone: 01707 240564

PROJECT DESCRIPTION :

Listed Building Consent to Relocate Gas Boiler and Position New Flue

SITE ADDRESS :

Flat 4 Astwick Manor, Coopers Green Lane, Hatfield, AL10 9BP

DRAWING TITLE :

Proposed Side Elevation

PROJECT STATUS :

Planning

DRAWN BY : T.A.K	CHECKED BY : L.P.
DATE : Oct. 2022	DRAWING NUMBER : P4
REVISION : 0	DRAWING SCALE : 1:100 @ A3