

**NEW**  
**SAWN GRANITE SETTS**  
 Premium Natural Granite

**Complete The Look**  
 Recommend: Paving p30 Steps p44 Walling p90

## Striking contemporary driveway solutions

Stunning, Sawn Granite Driveway Setts, new to the Marshalls range for 2017 are perfect for those looking to create a contemporary driveway. Designed to co-ordinate perfectly with Marshalls Light and Dark Granite Eclipse paving products, these modern format setts have a lightly flamed surface texture for excellent non-slip properties.



	Sizes mm (nominal)	No. items/ pack	m <sup>2</sup> /pack	Colours	Order Select
Granite Setts	350 x 150 x 50	90	7.65	LT DK	✓*
	250 x 150 x 50	60			
	150 x 150 x 50	30			
Cropped Granite Setts	100 x 100 x 100	375	4.96	SG	N/A

\* Order Select minimum quantity is 1m<sup>2</sup>



- 1: SAWN GRANITE SETTS, Light (LT)
- 2: SAWN GRANITE SETTS, Dark (DK)
- 3: CROPPED GRANITE SETTS, Silver Grey (SG)

Main image: SAWN GRANITE SETTS, Dark (DK), with SAWN GRANITE SETTS, Light (LT) border feature Edged with SAWN VERSURO BORDERS, Antique Silver Multi (ASM)

This product comes with specific installation guidelines. Please contact our Technical Advisory Team on 0370 411 2233 or visit our website [www.marshalls.co.uk](http://www.marshalls.co.uk) prior to installation.

For more product notes see p 172-174 or website.



**Marshalls Fairstone Sawn Granite Setts**  
<https://www.marshalls.co.uk/homeowners/view-fairstone-sawn-granite-setts>  
 0330 311 4176



CONTEMPORARY PAVING

**SAWN VERSURO  
KING SIZE**  
Ethically Sourced Sandstone


**Complete The Look**  
Recommend: Paving p23 Steps p45 Borders p47 Walling p91

## Impressive Indian sandstone

Beautiful large plan size paving that looks impressive in any garden design scheme. Technically superior sandstone, hand selected only from ethical sources for consistent colour and quality, to keep your patio looking better for longer. The sawn edges of the paving have a clean, contemporary look, with the surface lightly textured for non-slip practicality. Co-ordinates perfectly with Sawn Versuro products.

Sawn Paving	Sizes mm (nominal)	No. items/pack	No. /m <sup>2</sup>	m <sup>2</sup> /pack	Colours	Order Select
Full Packs	1250 x 750 x 30	14	1.1	13.1	CCM	✓
	1000 x 750 x 30	14	1.3	10.5	ABM ASM	
	750 x 750 x 30	16	1.8	9	ASM GSM	

Must be installed by professionals with correct lifting equipment



- 1: SAWN VERSURO KING SIZE, Caramel Cream Multi (CCM)
- 2: SAWN VERSURO KING SIZE, Autumn Bronze Multi (ABM)
- 3: SAWN VERSURO KING SIZE, Antique Silver Multi (ASM)
- 4: SAWN VERSURO KING SIZE, Golden Sand Multi (GSM)

Main image: SAWN VERSURO KING SIZE, Golden Sand Multi (GSM)

This product comes with specific installation guidelines. Please contact our Technical Advisory Team on 0370 411 2233 or visit our website [www.marshalls.co.uk](http://www.marshalls.co.uk) prior to installation.

For more product notes see p106-107 or website



21  
[www.marshalls.co.uk/homeowners](http://www.marshalls.co.uk/homeowners)

**Marshalls Fairstone Sawn Sandstone King Size**  
<https://www.marshalls.co.uk/homeowners/view-fairstone-sawn-sandstone-king-size-garden-paving>  
0330 311 4176



**HATFIELD - CARE HOME**  
0020 Tender Specification additional information

ISSUE 1 Page 2

# Specification

## Pedestrian Areas (non-vehicular access) non-permeable base



Information for specifiers, engineers and contractors

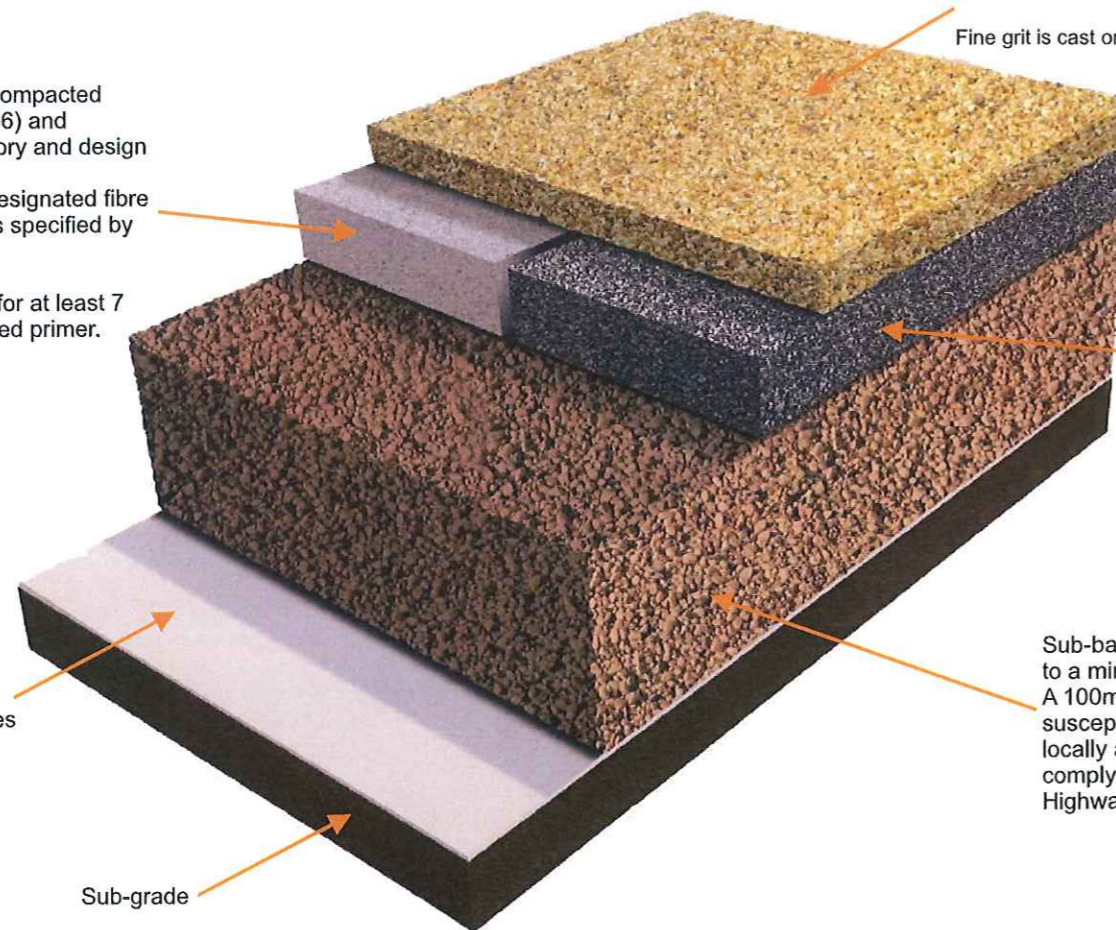
A SureSet aggregate size of **3mm** requires a standard depth of **12mm**  
 A SureSet aggregate size of **6mm** requires a standard depth of **16mm**  
 A SureSet aggregate size of **10mm** requires a standard depth of **22mm**  
 A minimum depth of **30mm** is required for all sizes when installing directly onto an **unbound base**.

Fine grit is cast onto lightly cured surface



### Concrete Base

Laid by others on one or more well compacted layers to a minimum fall of 1.5% (1:66) and complying with the minimum regulatory and design level requirements."  
 A 100mm minimum depth of PAV1 designated fibre reinforced concrete to BS 8500 or as specified by the engineer.  
 Tamped and lightly brushed finish.  
 New concrete should be left to cure for at least 7 days and primed with a polymer based primer.  
 Further details available on request.



### Asphalt Binder Course (preferred base)

Laid by others on one or more well compacted layers to a minimum fall of 1.5% (1:66) and complying with the minimum regulatory and design level requirements.  
 A 50mm minimum depth of maximum size AC 14 close graded asphalt.  
 Max 160/220 pen to BS EN 13108-1:2006 (Bituminous Macadam).

Sub-base laid by others in one or more well compacted layers to a minimum fall of 1.5% (1 in 66)  
 A 100mm minimum depth of well compacted non-frost susceptible Type 1 granular sub-base to SHW clause 803, or locally available secondary or recycled aggregates which comply with the requirements of The Specification for Highways Works for sub-bases.

A geo-textile membrane to prevent upward migration of fine soil particles may be required.

Sub-grade

### Natural Aggregate



Golden Pearl

indicates permeable layer

Please refer to specification guidance notes on reverse side.

SureSet UK Ltd © T143 v4

**SureSet Resin Bonded Gravel**  
<https://www.sureset.co.uk/>  
 0800 612 6501



**HATFIELD - CARE HOME**  
 0020 Tender Specification additional information



### Villa 3 Seater

Ref: VIL002

£360.00

Description

Dimensions

Seat Width: 160cm  
 Seat Depth: 45cm  
 Seat Height from Ground: 40cm  
 Seat Back Height: 56cm  
 Chair Height: 97cm



### Moda Furnishing

[https://www.modafurnishings.co.uk/outdoor/ranges/the-primo-range?gclid=EAlalQobChMIpbO8spHI3QIVSLtCh1rEg\\_tEAYASAAEgJrJPD\\_BwE](https://www.modafurnishings.co.uk/outdoor/ranges/the-primo-range?gclid=EAlalQobChMIpbO8spHI3QIVSLtCh1rEg_tEAYASAAEgJrJPD_BwE)  
 0161 820 5950



### Madison Stacking Armchair Aluminium & Sling

#### Overview

Constructed using fully welded Powder Coated Aluminium. The seat and back section are resin woven mesh sling for total weather resistance.

PLEASE NOTE: Due to the nature of this product repetitive stacking of Armchairs can cause scratches to the finish. In this case please request a free touch up stick to the customer service email address.

#### White Frame Sling Colours:

- Stone
- Charcoal

#### Charcoal Frame Sling Colours:

- Charcoal

WAS: £150

PRICE NOW £135

### Westminster Outdoor Living

<https://westminsteroutdoorliving.com/index.php/aluminium/madison-br-stacking-dining-chairs-br-aluminium-sling.html>

These are ideal for outside as they are very comfortable with padded armrests and mesh seats, **without the need for cushions** which often need protection from wet weather.



HATFIELD - CARE HOME

0020 Tender Specification additional information



## Rowlinson Venetian Canopy Pergola - 4' x 3'

[Be the first to review this product](#)

RRP £499.00  
**£429.99**



**Robert Dyas**

[https://www.robertdyas.co.uk/rowlinson-venetian-canopy-pergola-4-x-3?istCompanyId=bf3344d9-83f5-4abd-b69a-da131f7567d1&istItemId=-xrtmlpqixx&istBid=tztx&gclid=EA1aIQobChMI\\_77-epJL3QIVbb7tCh3pOQGBEAQYASABEgL3ZvD\\_BwE](https://www.robertdyas.co.uk/rowlinson-venetian-canopy-pergola-4-x-3?istCompanyId=bf3344d9-83f5-4abd-b69a-da131f7567d1&istItemId=-xrtmlpqixx&istBid=tztx&gclid=EA1aIQobChMI_77-epJL3QIVbb7tCh3pOQGBEAQYASABEgL3ZvD_BwE)



Timber structures can be built in to provide features along a walk which can be softened by climbing plants.

The cantilevered arms make the structure appear lighter in weight and not as large, whilst still covering a large area.




Pergoda - powder coated box section steel which allows any electrical wiring to be hidden within the structure. This provides easy wiring or lighting, heaters and speakers within the pergoda. The structure can be glazed for year round protection / use by residents.

**&HW  
&CO**

HATFIELD - CARE HOME  
0020 Tender Specification additional information

ISSUE 1 Page 6



**Primrose**

50cm Giant Eclipse Stainless Steel Sphere Water Feature

(<https://www.primrose.co.uk/-p-55740.html?adtype=pla&kwd=&gclid=COvv16W0ytQC&Famw7QodEwoISQ>)




**The Pot Company**

<https://www.thepotco.com/shop/features/water-features/water-tables/corten-steel-round-water-table/>

01892 890 353



JUMBO TROUGH



**The Pot Company**  
<https://www.thepotco.com/shop/planters/stone/polystone/jumbo-trough>  
01892 890 353

POLY CUBIC



**The Pot Company**  
<https://www.thepotco.com/shop/planters/stone/polystone/poly-cubic/>  
01892 890 353



The Pot Company -  
Corten Steel planters



The Pot Company -  
Fibreglass planters



**Illuminated pots**  
<http://www.illuminatedpots.co.uk/products/viewproduct/Tall-Planters>  
0845 2993904



**HATFIELD - CARE HOME**  
0020 Tender Specification additional information



**Greenhouses Direct**  
<https://www.greenhousesdirect.co.uk/products/elite-belmont-8x10-greenhouse/c-24/p-22881>  
0808 159 9399



**Elite Belmont 8x10 Greenhouse**  
£668.00

**TOP FEATURES**  
Practical 8ft Wide Greenhouse  
Sliding Door with Lock  
Roof Ventilation  
Integral Gutters  
Nine Colour Options  
10 Year Guarantee



**Dunster House**  
<https://dunsterhouse.co.uk/latti-3-6m-w3-0m-x-d3-6m>  
01234 272 445



**HATFIELD - CARE HOME**  
0020 Tender Specification additional information