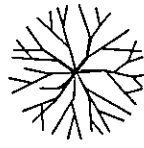
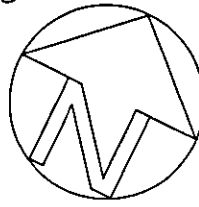


No10

GRASS



1800HT TIMBER FENCE

5m HT HEDGE

1800HT TIMBER FENCE

1800HT TIMBER FENCE

LOW TIMBER FENCE

PATIO

No9

REMAINING EXISTING FOOTPRINT  
154.6 sqm

EXTENSION  
101.7 sqm

GARAGE  
26.6 sqm

No8

WELVYN HATFIELD  
PLANNING  
OFFICE COPY

11 JUN 2012

2012/11/12

GRASS

No: \_\_\_\_\_

SCALE BAR 1:200



TITLE  
PROPOSED  
BLOCK PLAN

ADDRESS  
9 WILKINS GREEN LANE  
HATFIELD, AL10 9RT

CLIENT  
Mr. & Mrs TITMUSS

SCALE  
1:200 @A4


DATE  
MAY 2012

DRAWING No.  
WGL 102-10

REV.  
A

sara a rattenbury

architectural design consultancy  
tel/fax 01727 752170 mob 07812828429



DISCLAIMER

ANY DIMENSIONS GIVEN ARE IN MILLIMETRES.  
ALL DIMENSIONS GIVEN SHOULD BE CHECKED ON SITE PRIOR TO PROCEEDING WITH WORK.  
WHILST EVERY CARE HAS BEEN TAKEN TO ENSURE ACCURACY, THE DESIGNER IS NOT  
RESPONSIBLE FOR ERROR OR OMISSION OF INFORMATION ON THIS DRAWING.  
EXCEPT FOR PLANNING PURPOSES.