LEGEND

TREE PROTECTION FENCING

All fencing shall be installed prior to any plant activity on site whatsoever, including: demolition, utility installation, groundworks, and soil stripping

Once erected, all TPF will be regarded as sacrosanct, and will not be removed or altered without prior recommendation by the project arboriculturist and approval of the local planning authority. The TPF shall comprise of interlocking weld-mesh panels (e.g. Heras), well braced by attachment to scaffold pole uprights driven firmly into the ground. Should any alternative method of barrier construction be proposed, consultation with the project arboriculturist will be obtained to clarify the efficacy of the revised design prior to informing the local planning authority and obtaining their consent. Once the exclusion zone has been protected by barriers and/or ground protection, construction work can commence. All weather notices may be erected on the barriers.

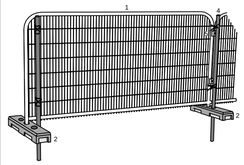

1 Weldmesh (e.g Heras) Panels
2 Concrete or rubber blocks
3 Scaffold pole uprights driven firmly into ground, then secured to panels with wire ties, or;
4 Uprights driven firmly into ground through hole in block, then secured to panels with wire ties.
5 Panels to be interlinked using clamps

Areas shown to have lower specification TPF due to lower anticipated construction pressure.

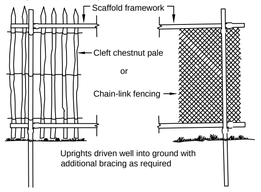

GROUND PROTECTION WITHIN ROOT PROTECTION AREAS

The area shown is within the root protection area for the protected tree(s). To allow construction access, and to protect the soil from compaction, the following must be installed:

a)For pedestrian movements only, a single thickness of scaffold boards should be placed either on top of a driven scaffold frame, so as to form a suspended walkway, or on top of a compression-resistant layer (e.g. 100 mm depth of woodchip), laid onto a geotextile.

b)For pedestrian operated plant up to a gross weight of 2 t, proprietary, inter-linked ground protection boards should be placed on top of a compression-resistant layer (e.g. 150 mm depth of woodchip), laid onto a geotextile.

c)For wheeled or tracked construction traffic exceeding 2 t gross weight, an alternative system (e.g. pre-cast reinforced concrete slabs) should be employed to an engineering specification designed in conjunction with arboricultural advice to accommodate the likely loading to which it will be subjected.

NO-DIG SURFACE

Cellular confinement system (CCS) o be used to create this area of hard surface, above the existing ground level. Topsoil to be retained. Depth of CCS to be 50-75mm for pedestrian surfaces. Surface to be porous to approved details and specifications. To be installed under arboricultural supervision. **All specifications subject to engineering design** .

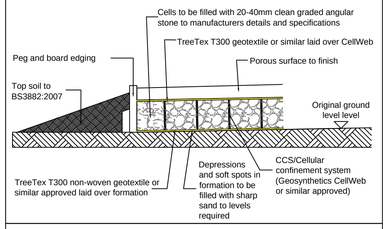

TREE TO BE RETAINED

TREE TO BE REMOVED

A CATEGORY TREE
B CATEGORY TREE
C CATEGORY TREE
U CATEGORY TREE

ROOT PROTECTION AREA (RPA) FOR RETAINED TREES

RESTRICTIONS WITHIN TREE PROTECTION AREAS

Inside the exclusion area of the fencing, the following shall apply:

- No mechanical excavation whatsoever
- No excavation by any other means without arboricultural site supervision
- No hand digging without a written method statement having first been approved by the project arboriculturist.
- No lowering of levels for any purpose (except removal of grass sward using hand tools)
- No storage of plant or materials
- No storage or handling of any chemical including cement washings
- No vehicular access
- No fire lighting

In addition to the above, further precautions are necessary adjacent to trees:

- No substances injurious to tree health, including fuels, oil, bitumen, cement (including cement washings), builders sand, concrete mixing and other chemicals shall be stored or used within or directly adjacent to the protection areas of retained trees
- No fire shall be lit such that flames come within 5m of tree foliage.

PHASING OF DEVELOPMENT

The arboricultural protection on this site must be carried out in the following order:

1. Tree removal and access facilitation pruning
2. Accurate erection of tree protection fencing.
3. Site accessible to construction/demolition traffic
4. Demolition/site clearance
5. Construction
6. Removal of tree protection fencing.
7. Remedial tree surgery

The above phasing must not be changed without approval from the project arboriculturist and agreement with the Council.

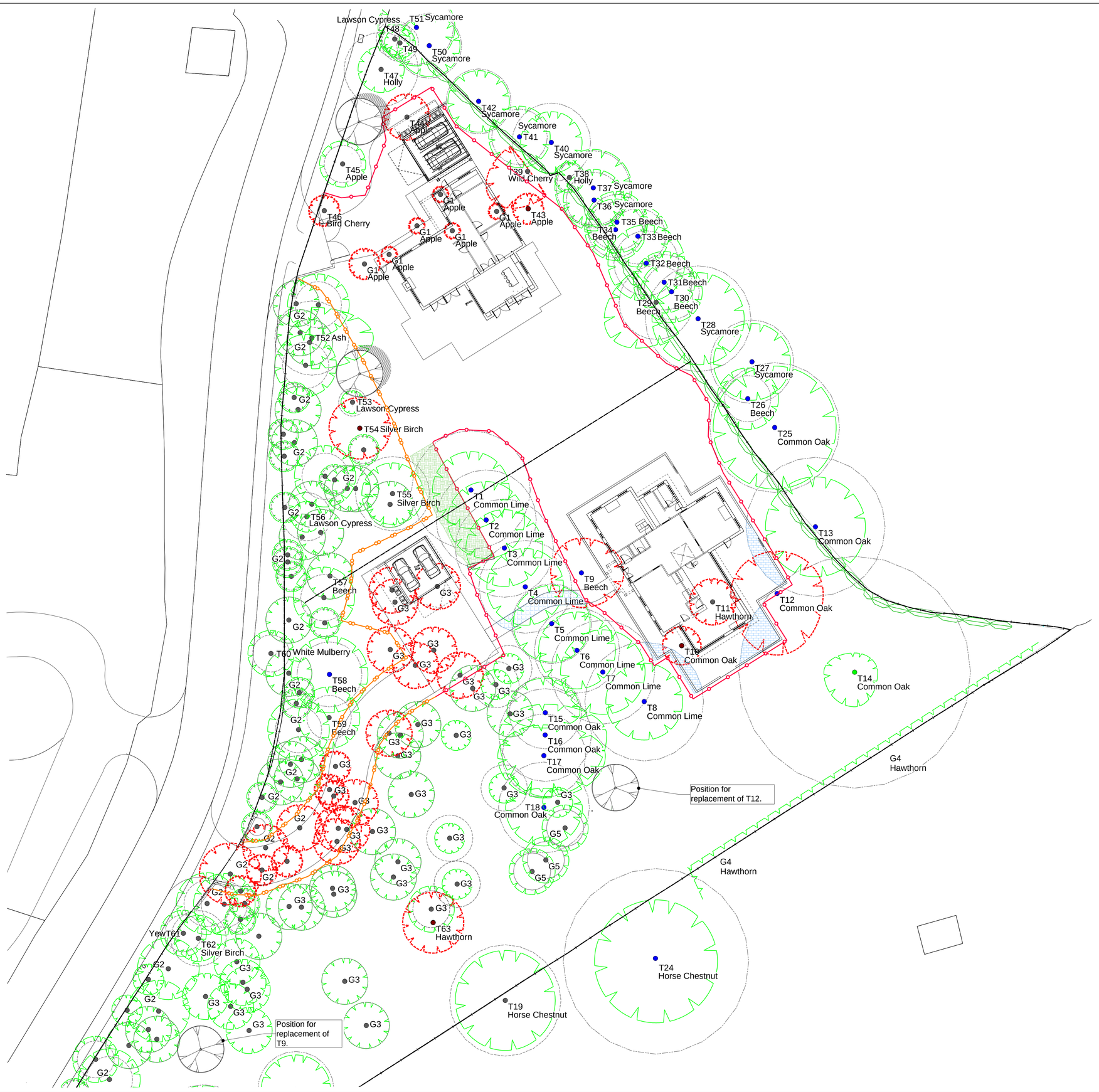

NOTE:
FOR PLANNING PURPOSES ONLY
DO NOT SCALE FROM DRAWING

0 5 10 15 20 25m

Rev	Date	Details	Drawn
A	23.05.2017	Revised layout	TRG

ACD ENVIRONMENTAL

Ecology
Archaeology
Arboriculture
Landscape Architecture

ACD at these offices:
Rodbourne Rail Business Centre, Grange Lane, Malmesbury, SN16 0ES
Tel: 01666 825646

Courtyard House, Mill Lane, Godalming, GU7 1EY
Tel: 01483 425714

Suite 6, Crescent House, Yonge Close, Eastleigh, SO50 9SX
Tel: 02382 026 300

email: mail@acdenv.co.uk
www.acdenvironmental.co.uk

Copyright of ACD. All rights described in Chapter IV of the Copyright, Designs and Patents Act 1988 have been generally asserted. 2015. Copyright of this plan remains with ACD until all fees have been paid in full.

scheme: The Spinney, High Road, Essendon, Herts, AL9 6HP
client: Lime Interiors
drawing: Tree Protection Plan
date: 04.03.2016
scale: 1:250@A1
dwg no: PRI19764-03A
drawn: TRG checked: A Bigg