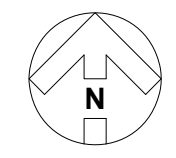
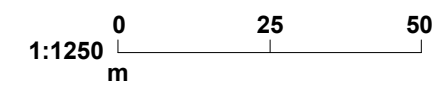
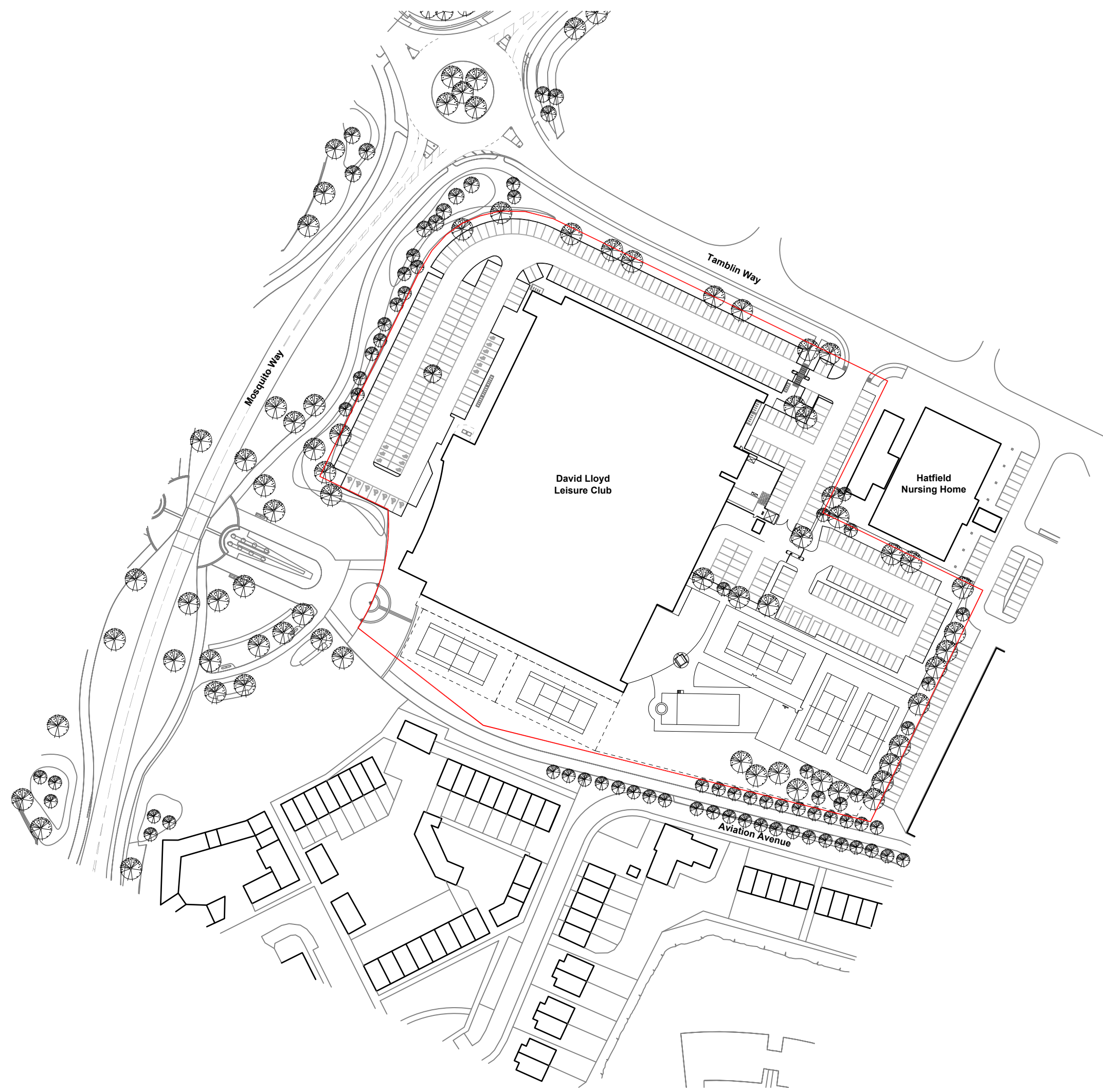


NOTES:

DO NOT SCALE FROM THIS DRAWING.
VERIFY ALL DIMENSIONS AND SETTING OUT ON SITE.
NOTIFY ANY DISCREPANCIES TO THE ARCHITECT.
FOR STRUCTURAL INFORMATION, REFER TO
STRUCTURAL ENGINEER'S DRAWINGS.
FOR M&E INFORMATION, REFER TO M&E ENGINEER'S
AND SUB-CONTRACTOR'S DRAWINGS.
FOR HEALTH & SAFETY INFORMATION, REFER TO
HEALTH & SAFETY RISK ASSESSMENTS.



Site/Application Boundary: 2.63 hectares / 6.50 acres



REVISION P2	BY: SDF	CHECKED:	DATE: 06/12/2019
Blue line boundary removed. Red line boundary changed to solid line			
REVISION P1	BY: SDF	CHECKED:	DATE: 05/12/2019
Ownership boundary added to layout			
REVISION P0	BY: SDF	CHECKED:	DATE: 03/12/2019
Initial issue			

PLANNING

PLOT DATE:



CLIENT:

**DLC HATFIELD
CLUB SUPPORT
OFFICE REFURBISHMENT**

PROJECT:

SITE LOCATION PLAN

DRAWING:
DRAWN BY: SDF SCALE: 1:1250 @ A3 DATE: DEC 2019

Hadfield Cawkwell Davidson

Broomgrove Lodge, 13 Broomgrove Rd, Sheffield, S10 2LZ T 0114 266 8181 www.hcd.co.uk

Architecture | Engineering | Interior Design | Masterplanning | Urban Design

JOB NO: 2018-241 | DRAWING NO: PL-008 REV: P2

S:\Architecture\2018-241\Drawings\DR - Plotsheets\PL\PL008 - Site Location Plan.dwg ©HCD