

**NOTES:**

- No deviation to be made from this drawing without the prior permission of the Engineer.
- All dimensions are to be confirmed by the Contractor before the commencement of work.
- All details not shown shall comply with the relevant building codes.

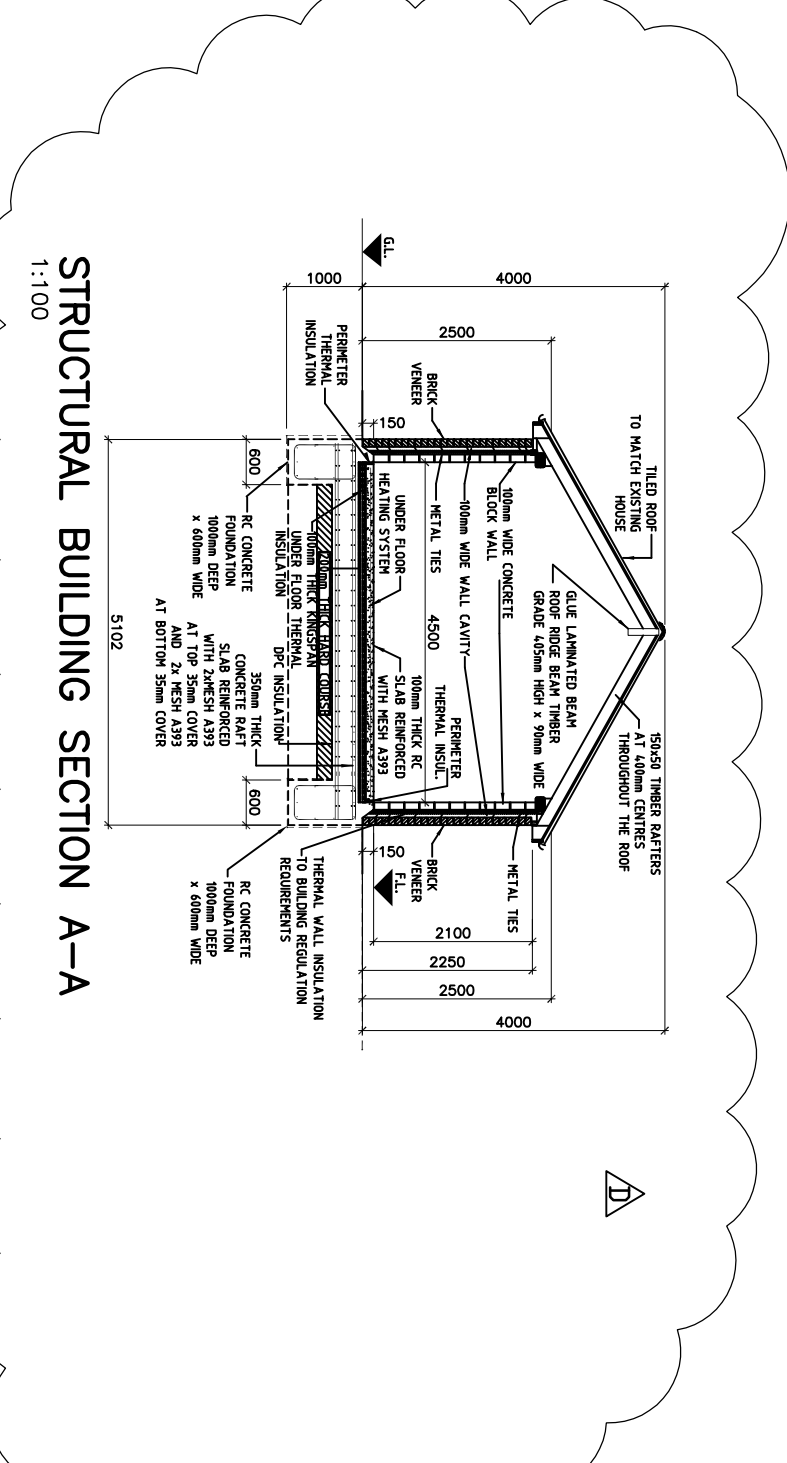
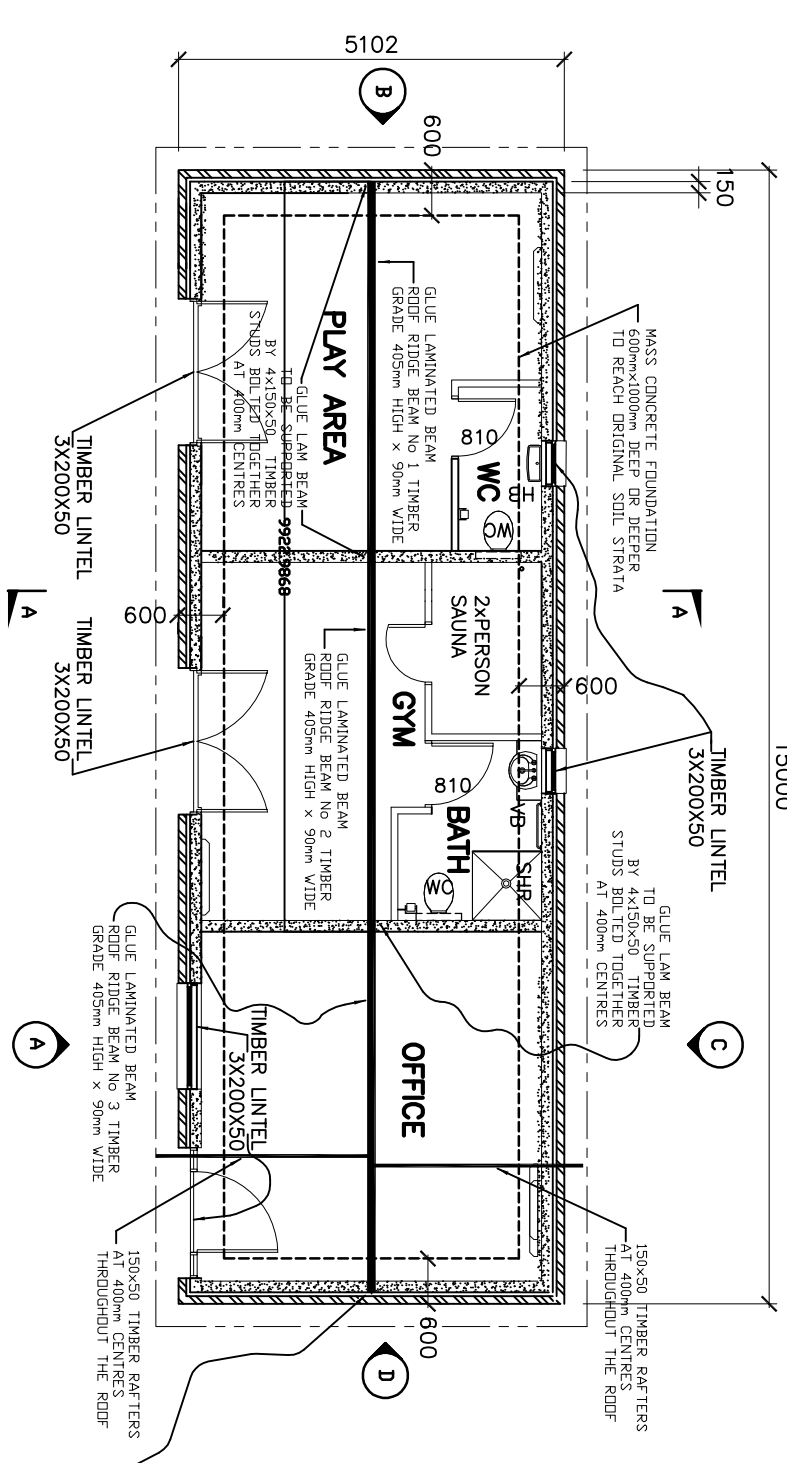
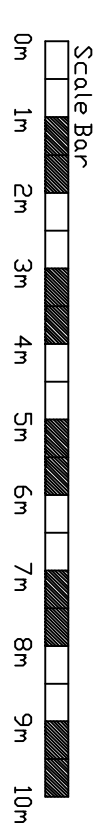
REV.	DATE	DESCRIPTION	BY
E	02/01/19	PLANNING-ISSUE	JP
D	23/10/18	RAFT FOUNDATION	JP
C	21/10/18	SLAB/WALL DETAIL	JP
B	10/10/18	FINAL-ISSUE	JP

AMENDMENTS	
A3 SCALE	1:100
ENGINEER	JP
DRAWN	JP
CHECKED	JP
DATE	21/10/18

PROJECT TITLE:  
 PET FARM, BELL LANE  
 BROOK MANS PARK  
 LONDON  
 AL9 7AY

DRAWING TITLE:  
 NEW FACILITY AND GYM  
 STRUCTURAL PLAN  
 STRUCTURAL SECTION

PROJ. No. | SH. No. | REV.  
 PET/A02/E



ALL TIMBER ON THIS PROJECT SHALL BE CLASS C24  
 GLUE LAM TIMBER SHALL BE CLASS C30 MINIMUM

**NOTE:**  
 ALL NEW FOUNDATIONS ON THIS PROJECT TO BE MINIMUM 1m DEEP OR TO BE DEEPER TO REACH THE ORIGINAL SOIL STRATA